

YOKE®

Safety is our first priority™

EXTREME-100

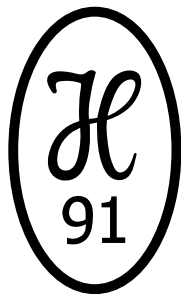


Catalog No. 8-2020 Extreme-100





EXTREME-100



Quality Management System and Product Type Approval:



Statement of LIMITED WARRANTY

Purchaser and YOKE expressly agree that YOKE's warranty with respect to sale of its products is LIMITED solely to YOKE's choice of repair, replacement or refund of the purchase price of any product.

Purchaser and YOKE expressly agree that the remedies provided in this section are the purchaser's exclusive remedies in connection with the purchase or use of the product. Purchaser and YOKE expressly agree that in no event shall YOKE be liable for any incidental or consequential damages in connection with the purchase or use of the product.

All other warranties, including express warranties and the implied warranties of merchantability and fitness for a particular purpose are hereby disclaimed. Purchaser hereby waives all other warranties, rights and remedies arising by law or otherwise including, but not limited to, express warranties, the implied warranty of merchantability, any implied warranties arising from course of performance, course of dealing or usage of trade, and implied warranty of fitness for a particular purpose. Additionally, YOKE hereby disclaims any of its obligations or liabilities arising from statute, warranty, contract, tort or negligence. Any modification made to YOKE products will void the limited warranty where applicable, and will also void any third party accreditations that may apply such as ABS, DNV, etc.

Complete Agreement: This Warranty between purchaser and YOKE is complete. All prior or contemporaneous discussions, representations and/or understanding are merged into this Warranty.

All prior or contemporaneous agreements between the parties are superseded by this Warranty. Choice of Law: Any dispute about the interpretation of this Warranty shall be governed by the laws of Taiwan, The Republic of China.

The Period of Warranty: Shall start from the date of delivery of the product to the customer and shall cover a period of 12 months.

Resolution of Disputes: Purchaser and YOKE expressly agree that any dispute arising out of the purchase, use or operation of the purchased product shall, upon written notice to the other party, be resolved through binding arbitration. The arbitration shall be governed by the then existing rules of the Arbitration Association of The Republic of China. The location of any arbitration shall be Taichung, Taiwan, The Republic of China. The substantive laws of The Republic of China shall govern the arbitration to the extent they are not in conflict with the then existing rules of the Arbitration Association of The Republic of China. In no event shall YOKE be liable for incidental or consequential damages as part of the arbitration award. The award, decision, or filing rendered by the arbitration shall be final, and judgment may be entered upon it in accordance with the applicable law in any court having appropriate jurisdiction.

YOKE INDUSTRIAL CORP.

Quality Control, Testing, and Detecting during manufacturing

YOKE runs a constant and strict production facility with quality control in every manufacturing stage from raw materials to the completed product. YOKE is an ISO 9001 certified company and has Type Approval by the major international authorities from Deutsche Gesetzliche Unfallversicherung (DGUV) , ABS, API, and DNV. YOKE has achieved CNLA certification - Chinese National Laboratory Accreditation which ensures a quality research and development (R&D) department and unsurpassed product engineering.

Magnaflux Crack Detection:

All forged components are individually magnaflux detected after heat treatment.

Proof Load Testing:

YOKE Yellow Points are proof load qualified to 2.5 times the Working Load Limit within 1% permanent deformation.

Dynamic Fatigue Testing:

Batch samples of YOKE Yellow Points are Dynamic Fatigue Tested to 20,000 cycles at 1.5 times the Working Load Limit.

Ultimate Breaking Load Testing:

Batch samples are tested in a static tensile testing machine until failure. Minimum ultimate force equals to the Working Load Limit times safety factor.

Spectrographic Analysis:

To assure of the proper metallurgy content of all raw materials.



Test certificate
Complied to EN10204



DANGER: Overhead lifting presents a very real danger of severe injury or loss of life if lifting equipment is not used properly. Please read and understand all of these instructions prior to using any lifting sling or sling assembly. Sling should only be used by qualified persons who are responsible for the sling selection, inspection and use.

Grade 100 Chain Sling Components

WORKING LOAD LIMITS IN TONNES acc. to PAS 1061						
Load Factor	1	1.4	1	2.1	1.5	1.6
For Chain Size mm	tonnes	β 0 - 45° α 0 - 90°	45° - 60° 90° - 120°	β 0 - 45° α 0 - 90°	45° - 60° 90° - 120°	
6	1.4	2.0	1.4	2.9	2.1	2.2
7	1.9	2.7	1.9	4.0	2.9	3.0
8	2.5	3.5	2.5	5.3	3.8	4.0
10	4.0	5.6	4.0	8.4	6.0	6.4
13	6.7	9.4	6.7	14.1	10.1	10.7
16	10.0	14.0	10.0	21.0	15.0	16.0
20	16.0	22.4	16.0	33.6	24.0	25.6
22	19.0	26.5	19.0	39.9	28.5	30.4
26	26.5	37.1	26.5	55.7	39.8	42.4
32	40.0	56.0	40.0	84.0	60.0	64.0

**Safety factor 4:1 above limits are valid for standard use and equally loaded slings. Properly use and maintenance of your YOKE chain slings will give long life and enable you to carry out your lifting operations efficiently and safely.

Warning: Never exceed a vertical sling angle of 60°

SAFE USE

- Never load in excess of the rated capacity for the application.
- Keep a record of all slings in use.
- User should remove all twists from a chain leg before lifting and, should never knot a chain.
- Always use YOKE shortening hook or clutch when chain slings should be shortened.
- Always inspect to insure that chain is free from damage or wear before use.
- Always inspect all sling components prior to each use.
- Ensure that chain is protected from any sharp corners on the load.
- Ensure that the master link articulates freely on the hook of the crane or other lifting appliance.
- Never tip load hooks. The load should always be supported correctly in the bowl of the hook.
- Always use the correct size sling for the load, allowing for the included angle and the possibility of unequal loading.
- Personnel must keep all body parts from between the sling and the load, and from between the sling and the crane/hoist hook. Persons shall never ride the chain sling/rope sling or web sling or the load during lifting or while suspended. Persons must stand clear of all loads while lifting or while suspended. During lifting, with or without the load, personnel must be alert for possible snagging of the load or the chain sling.

MAINTENANCE

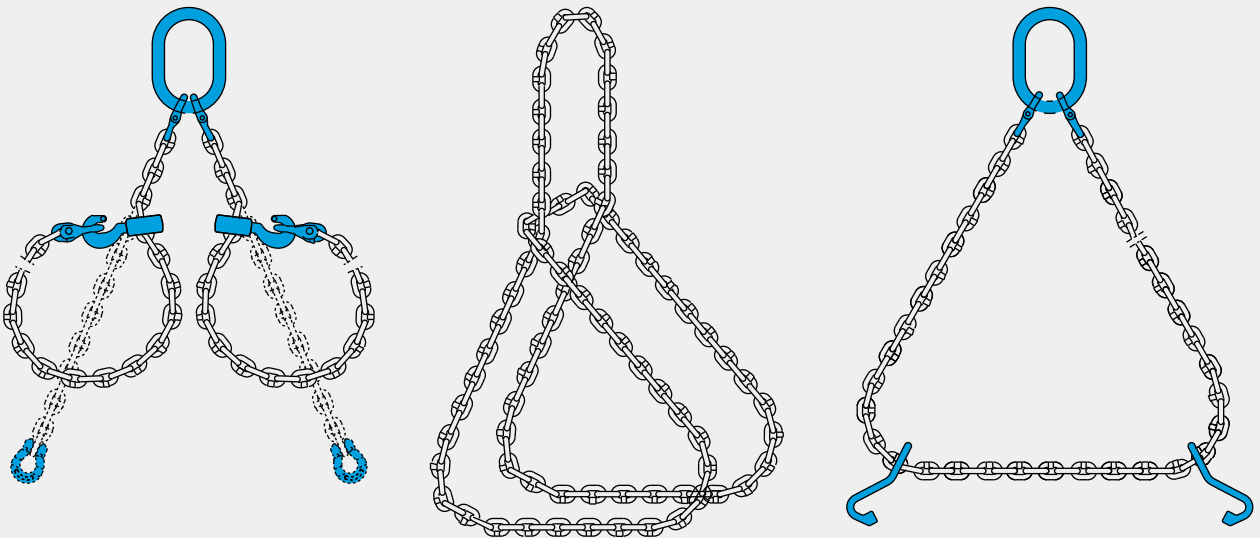


- A thorough examination should be carried out by a competent person at intervals at least every year or more frequently according to statutory regulations, type of use and past records.
- Chains with bent links or with cracks or gouges in the link should be replaced, as should deformed components such as bent master links, deformed hooks and any fittings showing signs of damage.
- Chain and components wear should never exceed 10% of the original dimensions.
- Once a chain sling has been overloaded it must be taken out of service.
- Store chain slings on a properly designed rack. They should not be left lying on the floor where they may suffer mechanical or corrosion damage or may be lost.

LIMITATION ON USE


- YOKE alloy chain or chain slings should not be used in acid or caustic solutions nor in heavily acidic or caustic laden atmospheres. The high tensile strength of the heat treated alloy material in alloy steel chains and components is susceptible to hydrogen embrittlement when exposed to acids.
- YOKE slings must not be heat-treated, galvanized, plated, coated or subject to any process involving heating or pickling. Each of these processes can have dangerous effects and will invalidate the manufacturer certificate.
- YOKE slings may be used at temperatures between -40°C to 200°C with no reduction in the working load limit. The use of YOKE chain slings within the permissible temperature range in the table below does not require any permanent reduction in working load limit when the chain sling is returned to normal temperatures. A sling accidentally exposed to temperatures in excess of the maximum permissible should be withdrawn from service immediately and returned to the distributor for thorough examination.
- When using YOKE slings in exceptionally hazardous conditions, the degree of hazard should be assessed by a competent person and the Working Load Limit adjusted accordingly. Examples are lifting of potentially dangerous loads such as molten metals, corrosive materials or fissile material and including certain offshore activities.

Sling temperature (F)	Sling temperature (C)	Reduction in Working Load Limit
-40°F to 400°F	-40°C to 200°C	None
400°F to 550°F	200°C to 300°C	10%
550°F to 750°F	300°C to 400°C	25%
Above 750°F	Above 400°C	Do not use.

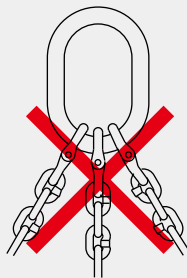
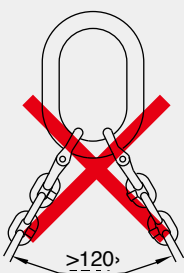
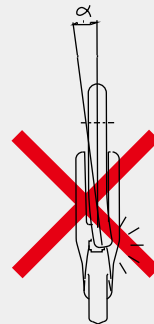
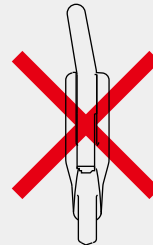

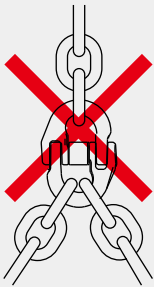
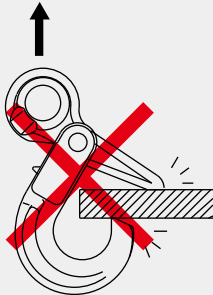

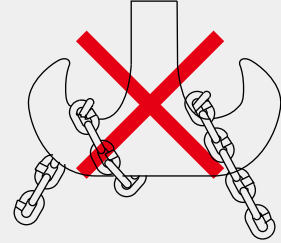
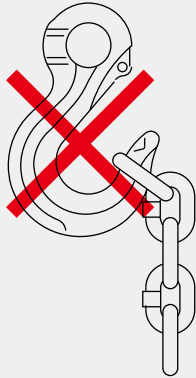
Examples Of Chain Slings

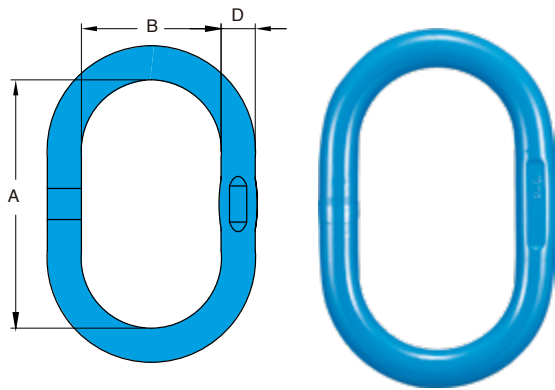


Examples Of Wire Rope Sling & Web Sling




Incorrect Use





- Quenched and Tempered Alloy Steel.
- At least 25% greater WLL than traditional G80 products.
- Manufactured in accordance with ASTM A952/A952M, ASME B30.9, ASME B30.26, EN 1677-4 and OSHA 1910.184.
- Certified by DGUV GS-OA-15-05.
- Proof Load tested at 2.5 times the WLL with certification for each batch manufactured.
- Design Factor 5:1.
- Fatigue rated to 20,000 cycles at 1.5 times the WLL.
- Tempering temperature at a minimum of 400°C.
- Welded Master Link designed for 1-2 legs Chain, Wire Rope and Webbing Slings.
- Each link is marked with batch number that links to the test certificate with full traceability to raw materials.



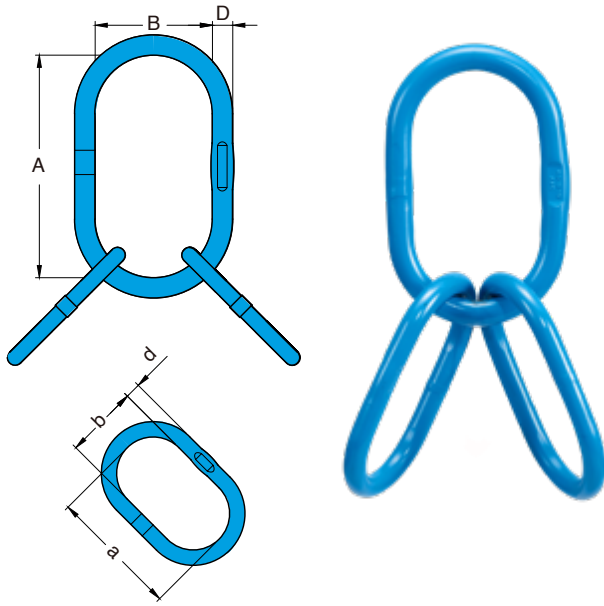
X-001 Welded Master Link

Item No.	Code No.	For Grade 100 Chain (mm)		WLL β 0-45° tonnes	Proof Load kN	Used to single hook according to DIN 15401 No.	Dimensions (mm)			N.W. kg
		1-leg	2-leg				D	A	B	
X-001-13	AD-13	6,7,8	6	2.8	69	2.5	13	120	60	0.4
X-001-16	AD-16	10	7,8	4.0	98	6.0	16	160	90	0.7
X-001-19	AD-19	13	10	6.7	164	6.0	19	160	90	1.1
X-001-22	AD-22	13	10	8.9	208	8.0	22	180	100	1.6
X-001-25	AD-25	16	13	11.5	282	10.0	25	210	115	2.4
X-001-251	AD-251	16	13	11.5	282	16.0	25	275	145	3.1
X-001-28	AD-28	16	13	13.0	319	16.0	28	275	145	3.9
X-001-281	AD-281	16	13	13.0	319	8.0	28	190	100	2.8
X-001-32	AD-32	20	16	17.1	417	16.0	32	275	145	5.1
X-001-36	AD-36	22	20	24.0	588	20.0	36	285	155	6.9
X-001-40	AD-40	26	22	28.1	688	20.0	40	300	160	8.9
X-001-45	AD-45	26	26	38.3	938	25.0	45	340	180	12.8
X-001-50	AD-50	32	26	45.0	1103	32.0	50	350	195	16.6


Sub-links SPEC for X-007. Items in grey area are not for sale individually.

X-001-161	AD-161	10	7,8	4.0	98	-	16	140	70	0.6
X-001-361	AD-361	22	20	24.0	588	-	36	275	145	6.6
X-001-401	AD-401	26	22	28.1	688	-	40	260	130	7.8
X-001-601	AD-601	32	32	65.0	1593	-	60	410	220	27.9
X-001-701	AD-701	-	-	85.0	2083	-	70	400	200	37.7

★ Design factor 5:1 proof tested and certified.



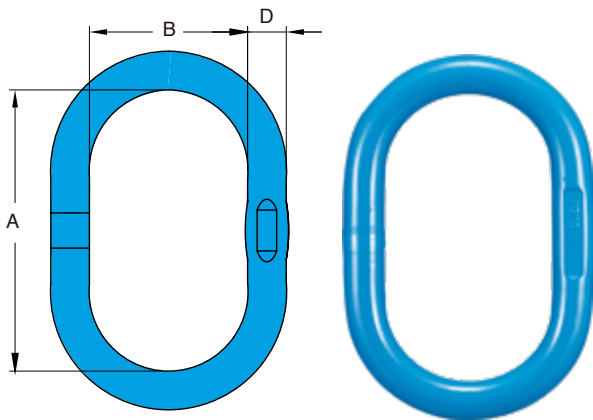
- Quenched and Tempered Alloy Steel.
- At least 25% greater WLL than traditional G80 products.
- Manufactured in accordance with ASTM A952/A952M, ASME B30.9, ASME B30.26, EN 1677-4 and OSHA 1910.184.
- Certified by DGVV GS-OA-15-05.
- Proof Load tested at 2.5 times the WLL with certification for each batch manufactured.
- Design Factor 5:1.
- Fatigue rated to 20,000 cycles at 1.5 times the WLL.
- Tempering temperature at a minimum of 400°C.
- Welded Master Link designed for 3-4 legs Chain, Wire Rope and Webbing Slings.
- Each link is marked with batch number that links to the test certificate with full traceability to raw materials.



X-007 Welded Master Link Assembly

Item No.	Assembled with	For Grade 100 Chain (mm)		WLL β 0-45° tonnes	Proof Load kN	Used to single hook according to DIN 15401 No.	Dimensions (mm)						N.W. kg
		3 and 4-leg					D	A	B	d	a	b	
X-007-19	AD-19 +2 AD-161	7,8		5.3	130	6	19	160	90	16	140	70	2.4
X-007-25	AD-251+2 AD-19	10		8.9	218	16	25	275	145	19	160	90	5.2
X-007-28	AD-28 +2 AD-22	10		12.9	316	16	28	275	145	22	180	100	7.1
X-007-32	AD-32 +2 AD-25	13		17.0	417	16	32	275	145	25	210	115	10.0
X-007-36	AD-361+2 AD-281	16		23.6	578	16	36	275	145	28	190	100	12.2
X-007-40	AD-40 +2 AD-32	16		28.1	688	20	40	300	160	32	275	145	19.2
X-007-45	AD-45 +2 AD-36	20		38.3	938	25	45	340	180	36	285	155	26.5
X-007-50	AD-50 +2 AD-401	22		45.0	1103	32	50	350	195	40	260	130	33.9

★ Design factor 5:1 proof tested and certified.

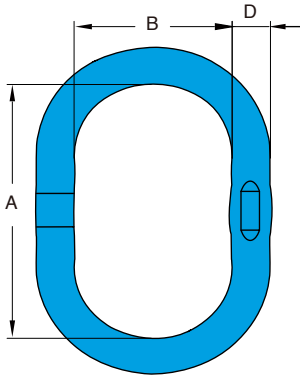


- Quenched and Tempered Alloy Steel.
- At least 25% greater WLL than traditional G80 products.
- Manufactured in accordance with ASTM A952/A952M, ASME B30.9, ASME B30.26, EN 1677-4 and OSHA 1910.184.
- Proof Load tested at 2.5 times the WLL with certification for each batch manufactured.
- Design Factor 4:1.
- Fatigue rated to 20,000 cycles at 1.5 times the WLL.
- Tempering temperature at a minimum of 400°C.
- Welded Master Link designed for 1-2 legs Chain, Wire Rope and Webbing Slings.
- Each link is marked with batch number that links to the test certificate with full traceability to raw materials.

X-002 Welded Master Link

Item No.	Code No.	For Grade 100 Chain (mm)		WLL β 0-45° tonnes	Proof Load kN	Used to single hook according to DIN 15401 No.	Dimensions (mm)			N.W. kg
		1-leg	2-leg				D	A	B	
X-002-13	BD-13	7,8	6	2.8	69	2.5	13	110	60	0.3
X-002-16	BD-16	10	7,8	4.0	98	2.5	16	110	60	0.5
X-002-19	BD-19	13	10	6.7	164	5.0	19	135	75	0.9
X-002-22	BD-22	13	10	8.5	208	6.0	22	160	90	1.5
X-002-28	BD-28	16	13	11.5	282	8.0	28	180	100	2.7
X-002-32	BD-32	20	16	17.0	417	10.0	32	200	110	3.9
X-002-36	BD-36	22	20	25.1	615	16.0	36	260	140	6.3
X-002-45	BD-45	26	22	38.3	938	25.0	45	300	180	11.8
X-002-50	BD-50	32	26	45.0	1103	32.0	50	300	200	15.2

★ Design factor 4:1 proof tested and certified.

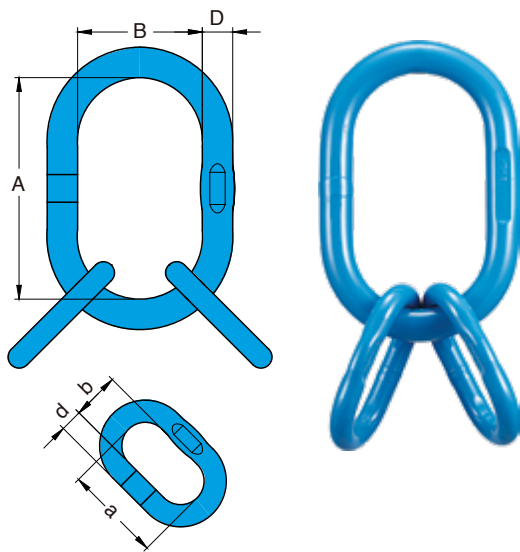


- Quenched and Tempered Alloy Steel.
- At least 25% greater WLL than traditional G80 products.
- Manufactured in accordance with ASTM A952/A952M, ASME B30.9, ASME B30.26, EN 1677-4 and OSHA 1910.184.
- Proof Load tested at 2.5 times the WLL with certification for each batch manufactured.
- Design Factor 4:1.
- Fatigue rated to 20,000 cycles at 1.5 times the WLL.
- Tempering temperature at a minimum of 400°C.
- Welded Master Link designed for 1-2 legs Chain, Wire Rope and Webbing Slings.
- Each link is marked with batch number that links to the test certificate with full traceability to raw materials.

X-002W Welded Master Link

Item No.	Code No.	For Grade 100 Chain (mm)		WLL β 0-45° tonnes	Proof Load kN	Used to single hook according to DIN 15401 No.	Dimensions (mm)			N.W. kg
		1-leg	2-leg				D	A	B	
X-002W-13	CD-13	7,8	6	2.8	69	4	13	120	70	0.4
X-002W-16	CD-16	10	7,8	4.0	98	5	16	140	80	0.7
X-002W-19	CD-19	13	10	6.7	164	6	19	160	95	1.1
X-002W-22	CD-22	13	10	8.5	208	10	22	170	105	1.6
X-002W-28	CD-28	16	13	11.5	282	10	28	190	110	2.9
X-002W-32	CD-32	20	16	17.0	417	12	32	230	130	4.5
X-002W-36	CD-36	22	20	25.1	615	20	36	275	150	6.7

★ Design factor 4:1 proof tested and certified.

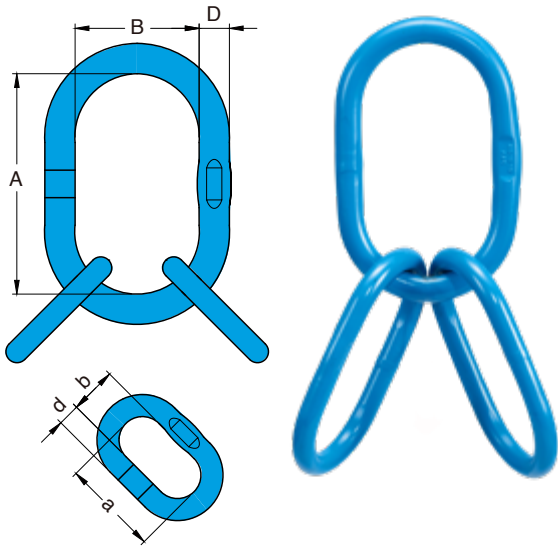


- Quenched and Tempered Alloy Steel.
- At least 25% greater WLL than traditional G80 products.
- Manufactured in accordance with ASTM A952/A952M, ASME B30.9, ASME B30.26, EN 1677-4 and OSHA 1910.184.
- Proof Load tested at 2.5 times the WLL with certification for each batch manufactured.
- Design Factor 4:1.
- Fatigue rated to 20,000 cycles at 1.5 times the WLL.
- Tempering temperature at a minimum of 400°C.
- Welded Master Link designed for 3-4 legs Chain, Wire Rope and Webbing Slings.
- Each link is marked with batch number that links to the test certificate with full traceability to raw materials.

X-006 Welded Master Link Assembly

Item No.	Assembled with	For		Proof Load	Used to single hook according to DIN 15401 No.	Dimensions (mm)						N.W.
		Grade 100 Chain (mm)	WLL β 0-45° tonnes			D	A	B	d	a	b	
X-006-19	BD-19 +2 DD-13	6	4.2	103	5	19	135	75	13	54	25	1.3
X-006-22	BD-22 +2 DD-16	7,8	8.2	201	6	22	160	90	16	70	34	2.2
X-006-28	BD-28 +2 DD-19	10	10.7	262	8	28	180	100	19	85	40	3.9
X-006-32	BD-32 +2 DD-22	13	15.7	385	10	32	200	110	22	115	50	6.1
X-006-36	BD-36 +2 DD-28	16	22.2	544	16	36	260	140	28	140	65	10.6
X-006-50	BD-50 +2 DD-32	20	34.1	835	32	50	300	200	32	150	70	21.2
X-006-501	BD-50 +2 DD-36	22	40.0	980	32	50	300	200	36	170	75	23.8

★ Design factor 4:1 proof tested and certified.

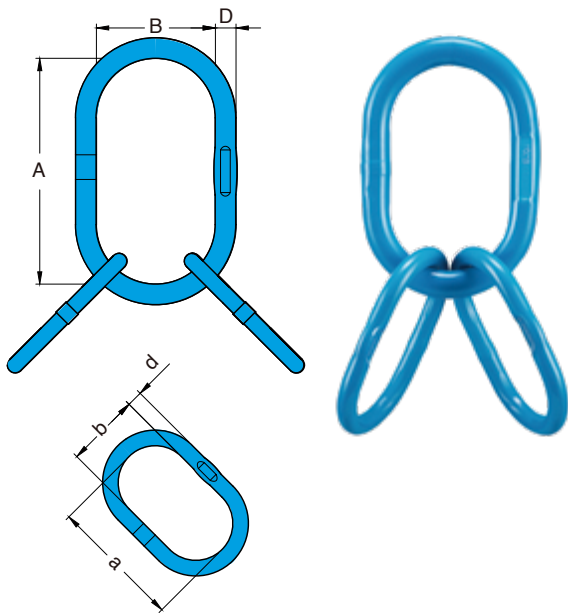


- Quenched and Tempered Alloy Steel.
- At least 25% greater WLL than traditional G80 products.
- Manufactured in accordance with ASTM A952/A952M, ASME B30.9, ASME B30.26, EN 1677-4 and OSHA 1910.184.
- Proof Load tested at 2.5 times the WLL with certification for each batch manufactured.
- Design Factor 4:1.
- Fatigue rated to 20,000 cycles at 1.5 times the WLL.
- Tempering temperature at a minimum of 400°C.
- Welded Master Link designed for 3-4 legs Chain, Wire Rope and Webbing Slings.
- Each link is marked with batch number that links to the test certificate with full traceability to raw materials.

X-006W Welded Master Link Assembly

Item No.	Assembled with	For Grade 100 Chain (mm) 3 and 4-leg	WLL β 0-45° tonnes	Proof Load kN	Used to single hook according to DIN 15401 No.	Dimensions (mm)						N.W. kg
						D	A	B	d	a	b	
X-006W-19	CD-19 +2 DD-13	6	4.2	103	6	19	160	95	13	54	25	1.5
X-006W-22	CD-22 +2 DD-16	7,8	8.2	201	10	22	170	105	16	70	34	2.3
X-006W-28	CD-28 +2 DD-19	10	10.7	262	10	28	190	110	19	85	40	4.1
X-006W-32	CD-32 +2 DD-22	13	15.7	385	12	32	230	130	22	115	50	6.6
X-006W-36	CD-36 +2 DD-28	16	22.2	544	20	36	275	150	28	140	65	10.9

★ Design factor 4:1 proof tested and certified.

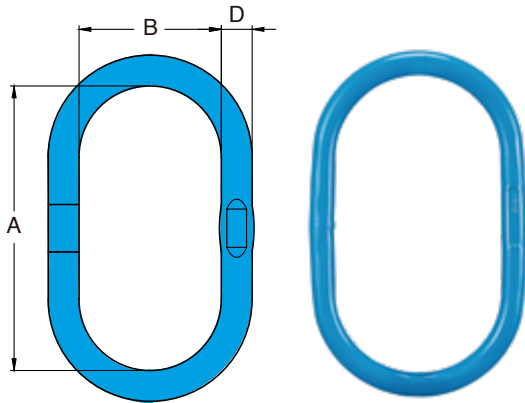


- Quenched and Tempered Alloy Steel.
- At least 25% greater WLL than traditional G80 products.
- Manufactured in accordance with ASTM A952/A952M, ASME B30.9, ASME B30.26, EN 1677-4 and OSHA 1910.184.
- Proof Load tested at 2.5 times the WLL with certification for each batch manufactured.
- Design Factor 4:1.
- Fatigue rated to 20,000 cycles at 1.5 times the WLL.
- Tempering temperature at a minimum of 400°C.
- Welded Master Link designed for 3-4 legs Chain, Wire Rope and Webbing Slings.
- Each link is marked with batch number that links to the test certificate with full traceability to raw materials.

X-006L Welded Master Link Assembly

Item No.	Assembled with	For Grade 100 Chain (mm) 3 and 4-leg	WLL β 0-45° tonnes	Proof Load kN	Used to single hook according to DIN 15401 No.	Dimensions (mm)						N.W. kg
						D	A	B	d	a	b	
X-006L-19	BD-19 +2 BD-13	6	4.2	103	5	19	135	75	13	110	60	1.6
X-006L-22	BD-22 +2 BD-16	7,8	8.2	201	6	22	160	90	16	110	60	2.5
X-006L-32	BD-32 +2 BD-22	10	10.7	262	10	32	200	110	22	160	90	6.9
X-006L-36	BD-36 +2 BD-28	13	15.7	385	16	36	260	140	28	180	100	11.8
X-006L-45	BD-45 +2 BD-32	16	22.2	544	25	45	300	180	32	200	110	19.7

★ Design factor 4:1 proof tested and certified.

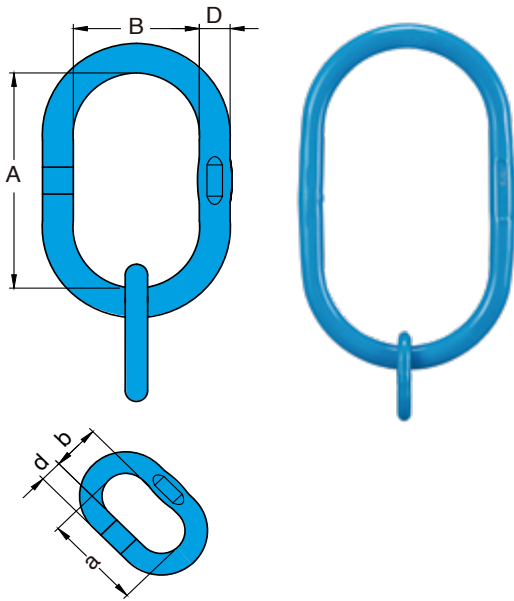


- Quenched and Tempered Alloy Steel.
- At least 25% greater WLL than traditional G80 products.
- Manufactured in accordance with ASTM A952/A952M, ASME B30.9, ASME B30.26, EN 1677-4 and OSHA 1910.184.
- Proof Load tested at 2.5 times the WLL with certification for each batch manufactured.
- Design Factor 4:1.
- Fatigue rated to 20,000 cycles at 1.5 times the WLL.
- Tempering temperature at a minimum of 400°C.
- Welded Master Link designed for 1 leg Chain, Wire Rope and Webbing Slings.
- Each link is marked with batch number that links to the test certificate with full traceability to raw materials.

X-0080 Welded Master Link

Item No.	Code No.	For	WLL	Proof	Used to single hook according to DIN 15401 No.	Dimensions (mm)			N.W.
		Grade 100 Chain (mm)				β 0-45°	Load	D	
		1-leg	tonnes	kN					
X-0080-28	ED-28	13	6.7	164	25	28	340	180	4.7
X-0080-32	ED-32	16	10.0	245	25	32	340	180	6.2
X-0080-40	ED-40	20,22	19.0	466	25	40	340	180	10.0

★ Design factor 4:1 proof tested and certified.

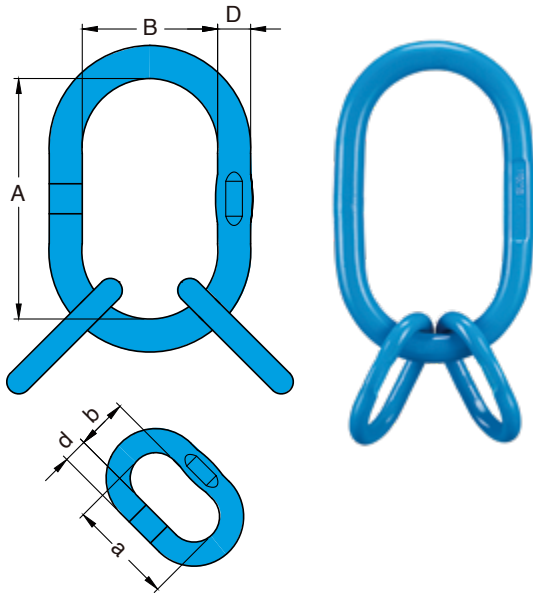


- Quenched and Tempered Alloy Steel.
- At least 25% greater WLL than traditional G80 products.
- Manufactured in accordance with ASTM A952/A952M, ASME B30.9, ASME B30.26, EN 1677-4 and OSHA 1910.184.
- Proof Load tested at 2.5 times the WLL with certification for each batch manufactured.
- Design Factor 4:1.
- Fatigue rated to 20,000 cycles at 1.5 times the WLL.
- Tempering temperature at a minimum of 400°C.
- Welded Master Link designed for 1 leg Chain, Wire Rope and Webbing Slings.
- Each link is marked with batch number that links to the test certificate with full traceability to raw materials.

X-0081 Welded Master Link Assembly

Item No.	Assembled with	For Grade 100 Chain (mm) 1-leg	WLL β 0-45° tonnes	Proof Load kN	Used to single hook according to DIN 15401 No.	Dimensions (mm)						N.W. kg
						D	A	B	d	a	b	
X-0081-22	ED-22 +1 DD-13	6,7,8	2.5	61	25	22	340	180	13	54	25	3.2
X-0081-28	ED-28 +1 DD-16	10	4.0	98	25	28	340	180	16	70	34	5.4

★ Design factor 4:1 proof tested and certified.

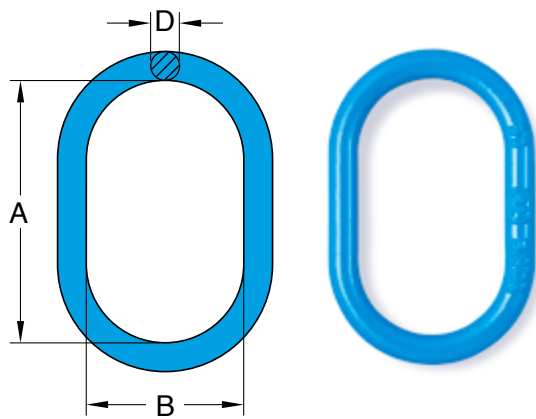


- Quenched and Tempered Alloy Steel.
- At least 25% greater WLL than traditional G80 products.
- Manufactured in accordance with ASTM A952/A952M, ASME B30.9, ASME B30.26, EN 1677-4 and OSHA 1910.184.
- Proof Load tested at 2.5 times the WLL with certification for each batch manufactured.
- Design Factor 4:1.
- Fatigue rated to 20,000 cycles at 1.5 times the WLL.
- Tempering temperature at a minimum of 400°C.
- Welded Master Link designed for 3-4 legs Chain, Wire Rope and Webbing Slings.
- Each link is marked with batch number that links to the test certificate with full traceability to raw materials.

X-0082 Welded Master Link Assembly

Item No.	Assembled with	For Grade 100 Chain (mm)		WLL β 0-45° tonnes	Proof Load kN	Used to single hook according to DIN 15401 No.	Dimensions (mm)						N.W. kg
		2-leg	4-leg				D	A	B	d	a	b	
X-0082-22	ED-22 + 2 DD-13	6,7,8	6	3.55	87	25	22	340	180	13	54	25	3.2
X-0082-28	ED-28 + 2 DD-16	10	7,8	5.60	137	25	28	340	180	16	70	34	5.4
X-0082-32	ED-32 + 2 DD-19	13	10	9.50	233	25	32	340	180	19	85	40	7.4
X-0082-40	ED-40 + 2 DD-22	16	13	14.10	343	25	40	340	180	22	115	50	12.1
X-0082-401	ED-40 + 2 DD-28	20	16	21.20	519	25	40	340	180	28	140	65	14.2

★ Design factor 4:1 proof tested and certified.



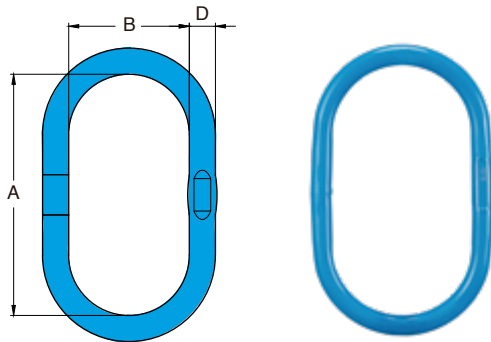
- Quenched and Tempered Alloy Steel.
- At least 25% greater WLL than traditional G80 products.
- Manufactured in accordance with ASTM A952/A952M, ASME B30.9, ASME B30.26, EN 1677-4 and OSHA 1910.184.
- Proof Load tested at 2.5 times the WLL with certification for each batch manufactured.
- Design Factor 4:1.
- Fatigue rated to 20,000 cycles at 1.5 times the WLL.
- Tempering temperature at a minimum of 400°C.
- Designed for 1-2 legs Chain, Wire Rope and Webbing Slings.
- Each link is marked with batch number that links to the test certificate with full traceability to raw materials.

Forged

G-100 Forged Oblong Master Link

Item No.	For Grade 100 Chain (mm)		WLL β 0-45° tonnes	Proof Load kN	Used to single hook according to DIN 15401 No.	Dimensions (mm)			N.W. kg
	1-leg	2-leg				D	A	B	
X-003-06	6	-	1.4	34	2.5	11	100	60	0.2
X-003-0806	7,8	6	2.9	71	4.0	14	120	70	0.5
X-003-1008	10	7, 8	5.3	130	5.0	17	140	80	0.7
X-003-13	13	-	6.7	164	6.0	19	150	90	1.1
X-003-1310	13	10	8.4	206	6.0	22	160	95	1.5
X-003-16	16	-	10.0	245	10.0	25	190	110	2.3
X-003-1613	16	13	14.1	345	8.0	28	180	105	2.7
X-003-19	19,20	-	16.0	392	10.0	30	200	120	3.5
X-003-2216	22	16	21.0	515	16.0	34	240	140	5.3
X-003-26	26	-	26.5	649	16.0	38	250	150	7.4
X-003-2619	26	19, 20	33.6	823	16.0	40	250	150	8.3
X-003-3222	32	22	39.9	978	25.0	45	300	180	12.3

★ Design factor 4:1 proof tested and certified.



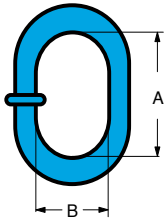
- Quenched and Tempered Alloy Steel.
- At least 25% greater WLL than traditional G80 products.
- Manufactured in accordance with ASTM A952/A952M, ASME B30.9, ASME B30.26 ,EN 1677-4, and OSHA 1910.184.
- Proof Load tested at 2.5 times the WLL with certification for each batch manufactured.
- Design Factor 4:1.
- Fatigue rated to 20,000 cycles at 1.5 times the WLL.
- Tempering temperature at a minimum of 400°C.
- Welded Master Link designed for 1-2 legs Chain, Wire Rope and Webbing Slings.
- Each link is marked with batch number that links to the test certificate with full traceability to raw materials.

X-004 Welded Master Link

Sub-links SPEC for X-0081, X-0082, X-006W. Items in grey area are not for sale individually.

Item No.	Code No.	For Grade 100 Chain (mm)		WLL β 0-45° tonnes	Proof Load kN	Dimensions (mm)			N.W. kg
		1-leg	2-leg			D	A	B	
X-004-13	DD-13	10	6	4.0	98	13	54	25	0.2
X-004-16	DD-16	13	7,8	6.7	164	16	70	34	0.4
X-004-19	DD-19	16	10	10.0	245	19	85	40	0.6
X-004-22	DD-22	20	13	14.0	343	22	115	50	1.1
X-004-28	DD-28	22	16	19.0	466	28	140	65	2.1
X-004-32	DD-32	26	20	26.5	649	32	150	70	3.0
X-004-36	DD-36	-	22	31.0	760	36	170	75	4.3
X-004-40	DD-40	32	-	40.4	990	40	170	80	5.5
X-004-45	DD-45	-	26	42.4	1039	45	170	80	7.1
X-004-50	DD-50	-	32	64.0	1568	50	200	100	10.3

★ Design factor 4:1 proof tested and certified.



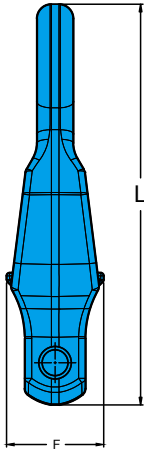
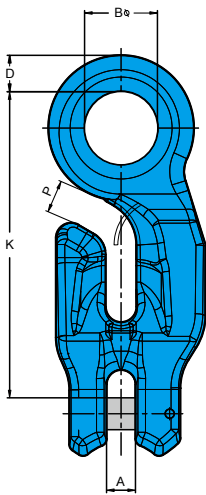
- Quenched and Tempered Alloy Steel.
- At least 25% greater WLL than traditional G80 chain
- Manufactured in accordance with EN 818-2
- Proof Load tested at 2.5 times the WLL
- Design Factor 4:1
- Temperature application range -20° up to 200°C
- Marked with grade (10) and batch number that links to the test certificate with full traceability to raw material.
- Blue painted surface finish.

Grade 100 Lifting Chain

Item No.	Chain Dia	Working Load Limit	Dimensions (mm)		Length Per Carton	N.W.
			A	B		
	mm	tonnes*	mm	mm	meters	kg Per m
X-009-06	6	1.4	18	8.5	1,200	0.6
X-009-08	8	2.5	24	10.4	800	1.1
X-009-10	10	4.0	30	13.0	500	2.2
X-009-13	13	6.7	39	16.9	300	3.7
X-009-16	16	10.0	48	20.8	200	6.0

★ Design factor 4:1 proof tested and certified.
Tested Acc. to EN 818

Grab Chain Sling



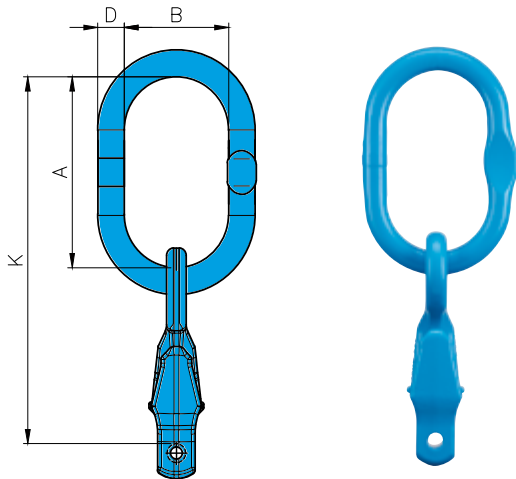
- Quenched and Tempered Alloy Steel.
- At least 25% greater WLL than traditional G80 products.
- Manufactured in accordance with DIN EN 1677-1 and DIN 5692.
- Proof Load tested at 2.5 times the WLL with certification for each batch manufactured.
- Design Factor 4:1
- Fatigue rated to 20,000 cycles at 1.5 times the WLL.
- Tempering temperature at a minimum of 400°C.
- Each hook is marked with batch number that links to the test certificate with full traceability to raw materials.

G-100 Eye Grab Hook

Item No.	WLL tonnes	For Grade 100 Chain		Dimensions (mm)						N.W. kg
		mm	A	B	D	F	K	L	P	
X-079-06	1.4	5, 6	8	18	9	24	76	99	12	0.24
X-079-07	2.5	7, 8	10	24	13	32	102	134	12	0.54
X-079-10	4	10	12	31	14	40	125	163	15	1.03
X-079-13	6.7	13	16	37	18	51	158	208	20	2.18
X-079-16	10	16	19	48	24	64	202	264	21	4.39

★ Design factor 4:1 proof tested and certified.

Grab Chain Sling



- Quenched and Tempered Alloy Steel.
- At least 25% greater WLL than traditional G80 products.
- Manufactured in accordance with EN 1677 and ASTM A952/ A 952M.
- Proof Load tested at 2.5 times the WLL with certification for each batch manufactured.
- Design Factor 4:1.
- Fatigue rated to 20,000 cycles at 1.5 times the WLL.
- Tempering temperature at a minimum of 400°C.
- Each link is marked with batch number that links to the test certificate with full traceability to raw materials.
- Fully integrated shortening clutch and master link.
- No reduction in WLL when shortening chain.
- Speedy assembly.
- Light weight system.
- Cost effective compared to slings which use multiple components.

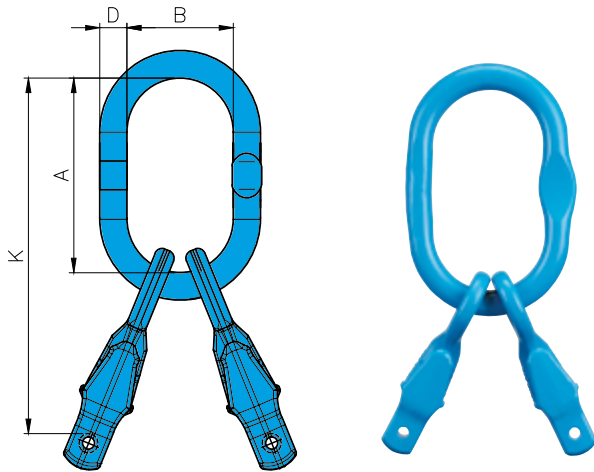


G100 Single Leg Assembly

Item No.	WLL tonnes	For Grade 100 Chain mm	Can be used on single hook Acc. To DIN15401 No.	Dimensions (mm)				N.W. kg
				D	A	B	K	
X-A04-06	1.4	6	4	13	120	70	196	0.7
X-A04-08	2.5	7,8	5	16	140	80	242	1.2
X-A04-10	4.0	10	6	19	160	95	285	2.1
X-A04-13	6.7	13	10	22	170	105	328	3.9
X-A04-16	10.0	16	10	28	190	110	392	7.0

★ Design factor 4:1 proof tested and certified.

Grab Chain Sling



- Quenched and Tempered Alloy Steel.
- At least 25% greater WLL than traditional G80 products.
- Manufactured in accordance with EN 1677 and ASTM A952/ A 952M.
- Proof Load tested at 2.5 times the WLL with certification for each batch manufactured.
- Design Factor 4:1.
- Fatigue rated to 20,000 cycles at 1.5 times the WLL.
- Tempering temperature at a minimum of 400°C.
- Each link is marked with batch number that links to the test certificate with full traceability to raw materials.
- Fully integrated shortening clutch and master link.
- No reduction in WLL when shortening chain.
- Speedy assembly.
- Light weight system.
- Cost effective compared to slings which use multiple components.

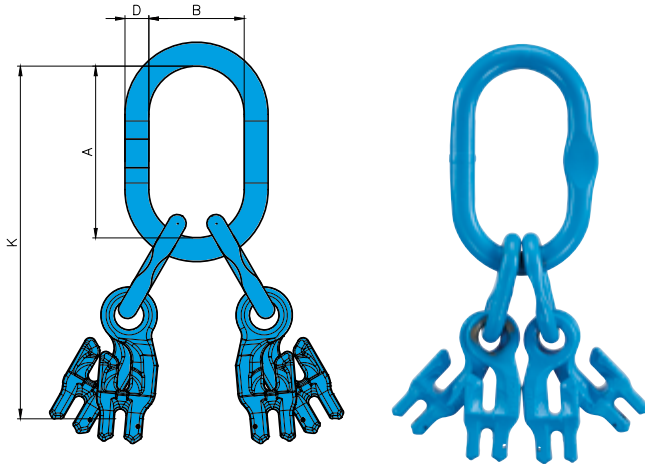


G100 2 Leg Assembly

Item No.	WLL tonnes	For Grade 100 Chain mm	Can be used on single hook Acc. To DIN15401 No.	Dimensions (mm)				N.W. kg
				D	A	B	K	
X-A05-06	2.0	6	4	13	120	70	196	0.9
X-A05-08	3.5	7,8	6	19	160	95	262	2.2
X-A05-10	5.6	10	10	22	170	105	295	3.8
X-A05-13	9.4	13	10	28	190	110	348	7.0
X-A05-16	14.0	16	12	32	230	130	432	13.6

★ Design factor 4:1 proof tested and certified.

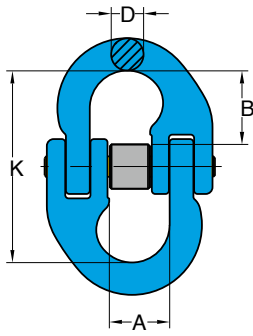
Grab Chain Sling



- Quenched and Tempered Alloy Steel.
- At least 25% greater WLL than traditional G80 products.
- Manufactured in accordance with EN 1677 and ASTM A952/ A 952M.
- Proof Load tested at 2.5 times the WLL with certification for each batch manufactured.
- Design Factor 4:1.
- Fatigue rated to 20,000 cycles at 1.5 times the WLL.
- Tempering temperature at a minimum of 400°C.
- Each link is marked with batch number that links to the test certificate with full traceability to raw materials.
- Fully integrated shortening clutch and master link.
- No reduction in WLL when shortening chain.
- Speedy assembly.
- Light weight system.
- Cost effective compared to slings which use multiple components

G100 4 Leg Assembly

Item No.	WLL	For Grade 100 Chain	Can be used on single hook Acc. To DIN15401 No.	Dimensions (mm)				N.W.
	tonnes			mm	D	A	B	K
X-A06-06	2.9	6	6	19	160	95	290	2.4
X-A06-08	5.3	7,8	10	22	170	105	342	4.6
X-A06-10	8.4	10	10	28	190	110	400	8.1
X-A06-13	14.1	13	12	32	230	130	503	15.8
X-A06-16	21.0	16	20	36	275	150	617	28.9



- Quenched and Tempered Alloy Steel.
- At least 25% greater WLL than traditional G80 products.
- Manufactured in accordance with EN 1677- 1 and ASTM A952/ A952M.
- Certified by DGUV GS-OA-15-05
- Proof Load tested at 2.5 times the WLL with certification for each batch manufactured.
- Design Factor 4:1.
- Fatigue rated to 20,000 cycles at 1.5 times the WLL.
- Suitable for use with both Grade 80 and Grade 100 chain.

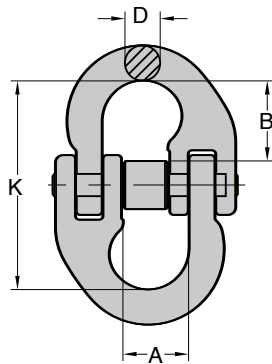


Repair kit available for maintenance.

G-100 Connecting Link

Item No.	For Grade 100 Chain	WLL tonnes*	Dimensions (mm)				N.W. kg
	mm		A	B	D	K	
X-015-06	6	1.4	15	17	7	45	0.08
X-015-07	7, 8	2.5	18	23	9	59	0.20
X-015-10	10	4.0	25	27	11	69	0.30
X-015-13	13	6.7	30	37	16	92	0.70
X-015-16	16	10.0	36	39	19	101	1.20
X-015-20	20	16.0	42	46	23	122	2.10
X-015-22	22	19.0	49	59	24	152	3.50
X-015-26	26	26.5	55	62	30	162	4.80
X-015-32	32	40.0	69	79	36	203	9.00

★ Design factor 4:1 proof tested and certified.



- Quenched and Tempered Alloy Steel.
- At least 25% greater WLL than traditional G80 products.
- Manufactured in accordance with EN 1677- 1 and ASTM A952/ A952M.
- Proof Load tested at 2.5 times the WLL with certification for each batch manufactured.
- Design Factor 4:1.
- Fatigue rated to 20,000 cycles at 1.5 times the WLL.
- Suitable for use with both Grade 80 and Grade 100 chain.
- Dacromet surface finish for enhanced corrosion resistance.



Special pin and sleeve designed for maintenance purpose.

G-100 Connecting Link

Dacromet® surface finish**

Item No.	For Grade 100 Chain	WLL tonnes*	Dimensions (mm)				N.W. kg
	mm		A	B	D	K	
X-M015-06	6	1.4	15	18	7	45	0.1
X-M015-07	7, 8	2.5	18	25	9	59	0.2
X-M015-10	10	4.0	25	28	11	69	0.3
X-M015-13	13	6.7	30	38	16	92	0.7
X-M015-16	16	10.0	36	41	19	101	1.2
X-M015-20	20	16.0	42	49	23	122	2.1
X-M015-22	22	19.0	49	63	24	152	3.5
X-M015-26	26	26.5	55	66	30	162	4.8
X-M015-32	32	40.0	69	87	36	203	9.0

★ Design factor 4:1 proof tested and certified.

YOKE®

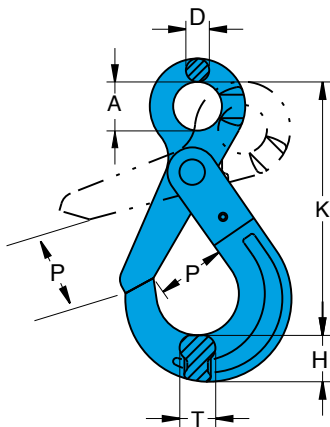
Safety is our first priority™

New!
Safety Triggers



Quality Management System:





- Quenched and Tempered Alloy Steel.
- At least 25% greater WLL than traditional G80 products.
- Manufactured in accordance with EN 1677- 3 and ASME B30.26, ASME B30.10.
- Certified by DGUV GS-OA-15-05.
- Proof Load tested at 2.5 times the WLL with certification for each batch manufactured.
- Design Factor 4:1.
- Fatigue rated to 20,000 cycles at 1.5 times the WLL.
- Tempering temperature minimum 400°C
- Magnaflux crack detection is performed 100% on each batch.



8-P025

For most sizes



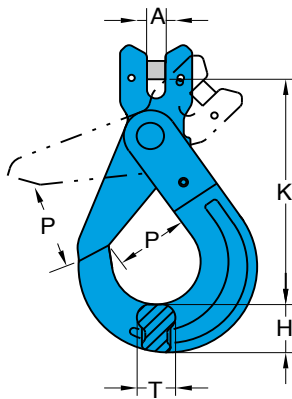
8-P025T

For 26mm

G-100 Eye Self Locking Hook

Item No.	For Grade 100 Chain	WLL tonnes*	Dimensions (mm)						N.W. kg
	mm		A	D	H	K	P	T	
X-025-06	6	1.4	21	10	19	110	28	15	0.5
X-025-07	7,8	2.5	25	11	24	136	34	20	0.8
X-025-10	10	4.0	32	13	30	167	44	26	1.5
X-025-13	13	6.7	40	16	39	207	51	30	3.0
X-025-16	16	10.0	50	21	49	252	60	36	5.8
X-025-20	20	16.0	60	23	65	293	70	53	10.0
X-025-22	22	19.0	70	24	63	319	80	49	12.5
X-025-26	26	26.5	80	25	69	343	99	56	15.0

★ Design factor 4:1 proof tested and certified.



- Quenched and Tempered Alloy Steel.
- At least 25% greater WLL than traditional G80 products.
- Manufactured in accordance with EN 1677- 3 and ASME B30.26, ASME B30.10, PAS1061.
- Certified by DGUV GS-OA-15-05
- Proof Load tested at 2.5 times the WLL with certification for each batch manufactured.
- Design Factor 4:1.
- Fatigue rated to 20,000 cycles at 1.5 times the WLL.
- Tempering temperature minimum 400°C
- Magnaflux crack detection is performed 100% on each batch.



X-P026

For load pin replacement



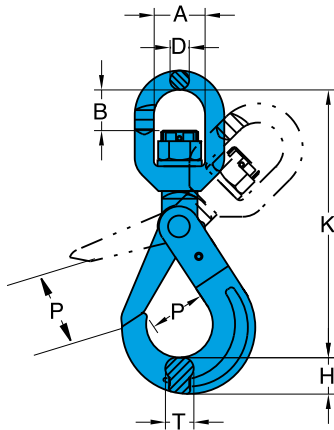
8-P025T

For trigger replacement

G-100 Clevis Self Locking Hook

Item No.	For Grade 100 Chain	WLL tonnes*	Dimensions (mm)					N.W. kg
	mm		A	H	K	P	T	
X-026-06	6	1.4	7	19	94	28	15	0.4
X-026-07	7,8	2.5	9	24	119	34	20	0.9
X-026-10	10	4.0	11	30	142	44	26	1.4
X-026-13	13	6.7	15	39	178	52	30	3.0
X-026-16	16	10.0	18	49	213	60	36	5.0
X-026-20	20	16.0	25	65	251	70	53	11.0
X-026-22	22	19.0	24	63	273	80	49	13.5

★ Design factor 4:1 proof tested and certified.



- Quenched and Tempered Alloy Steel.
- At least 25% greater WLL than traditional G80 products.
- Manufactured in accordance with EN 1677- 3 and ASME B30.26, ASME B30.10, PAS1061.
- Certified by DGUV GS-OA-15-05.
- Proof Load tested at 2.5 times the WLL with certification for each batch manufactured.
- Design Factor 4:1.
- Fatigue rated to 20,000 cycles at 1.5 times the WLL.
- Tempering temperature minimum 400°C
- Magnaflux crack detection is performed 100% on each batch.



8-P025T

For trigger

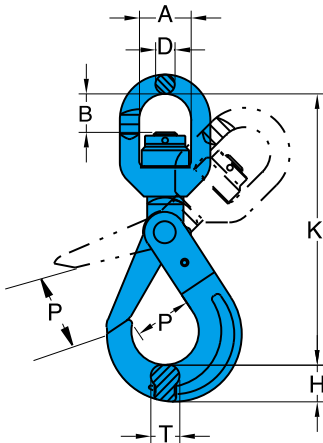
G-100 Swivel Self Locking Hook

With Brass Bushing

Item No.	For Grade 100 Chain	WLL tonnes*	Dimensions (mm)							N.W. kg
	mm		A	B	D	H	K	P	T	
X-027-06	6	1.4	32	25	12	19	149	28	15	0.7
X-027-07	7,8	2.5	36	30	13	24	186	34	20	1.2
X-027-10	10	4.0	41	38	16	30	218	44	26	2.0
X-027-13	13	6.7	46	48	21	39	276	51	30	4.1
X-027-16	16	10.0	61	56	23	49	329	60	36	7.2
X-027-20	20	16.0	74	86	25	65	403	70	53	13.0
X-027-22	22	19.0	97	98	33	63	454	80	49	20.0
X-027-26	26	26.5	123	120	51	69	535	99	56	33.0

★ Design factor 4:1 proof tested and certified.

⚠ WARNING INFORMATION : This hook is a positioning device and is not intended to rotate under load. For swivel hooks designed to rotate under load, see X-027N.



- Quenched and Tempered Alloy Steel.
- At least 25% greater WLL than traditional G80 products.
- Manufactured in accordance with EN 1677- 3 and ASME B30.26, ASME B30.10, PAS1061.
- Certified by DGUV GS-OA-15-05
- Proof Load tested at 2.5 times the WLL with certification for each batch manufactured.
- Design Factor 4:1.
- Fatigue rated to 20,000 cycles at 1.5 times the WLL.
- Tempering temperature minimum 400°C
- Magnaflux crack detection is performed 100% on each batch.
- Built with ball bearing and enables full swivel feature under load.



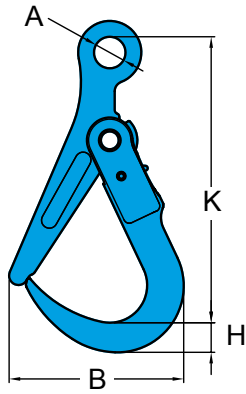
8-P025
For trigger

G-100 Swivel Self Locking Hook

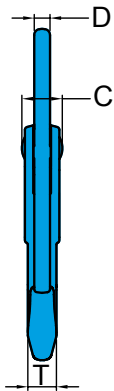
with Ball Bearing, which performs full swivel under load.

Item No.	For Grade 100 Chain	WLL tonnes*	Dimensions (mm)							N.W. kg
	mm		A	B	D	H	K	P	T	
X-027N-06	6	1.4	32	23	12	19	149	28	15	0.7
X-027N-07	7,8	2.5	36	29	13	24	186	34	20	1.2
X-027N-10	10	4.0	41	35	16	30	218	44	26	2.0
X-027N-13	13	6.7	46	44	21	39	276	51	30	4.1
X-027N-16	16	10.0	61	50	23	49	329	60	36	7.2
X-027N-20	20	16.0	74	82	25	65	403	70	53	13.0
X-027N-22	22	19.0	97	96	33	63	454	80	49	20.0
X-027N-26	26	26.5	123	116	51	69	535	99	56	33.0

★ Design factor 4:1 proof tested and certified.



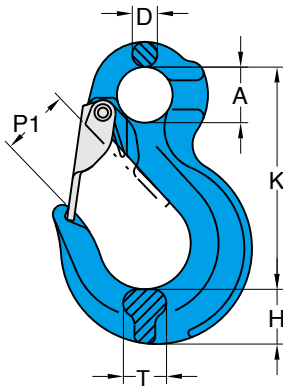
- Quenched and Tempered Alloy Steel.
- Proof Load tested at 2.5 times the WLL with certification for each batch manufactured.
- Design Factor 5:1.
- Fatigue rated to 20,000 cycles at 1.5 times the WLL.
- Tempering temperature minimum 400°C
- Magnaflux crack detection is performed 100% on each batch.



G-100 Super Lock Hook

Item No.	WLL tonnes*	Dimensions (mm)								N.W. kg
		A	B	C	D	H	K	P	T	
X-019-02	2.0	32	177	41	16	30	290	108	29	3.5
X-019-03	3.0	32	177	41	16	30	290	108	29	3.5

★ Design factor 5:1 proof tested and certified.



- Quenched and Tempered Alloy Steel.
- At least 25% greater WLL than traditional G80 products.
- Manufactured in accordance with EN 1677- 2 and ASME B30.26, ASME B30.10, PAS1061.
- Certified by DGUV GS-OA-15-05
- Proof Load tested at 2.5 times the WLL with certification for each batch manufactured.
- Design Factor 4:1.
- Fatigue rated to 20,000 cycles at 1.5 times the WLL.
- Tempering temperature minimum 400°C
- Magnaflux crack detection is performed 100% on each batch.



8-P044

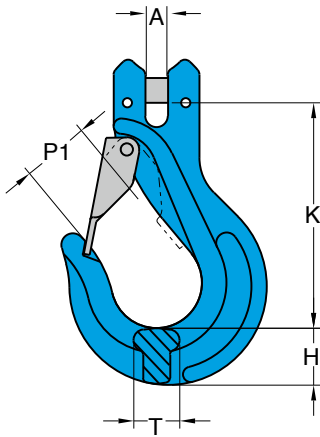
Repair kit available

G-100 Eye Sling Hook

with Latch

Item No.	For Grade 100 Chain mm	WLL tonnes*	Dimensions (mm)						N.W. kg
			A	D	H	K	P1	T	
X-044/S-06	6	1.4	20	10	19	80	23	17	0.3
X-044/S-07	7,8	2.5	25	12	22	98	28	20	0.5
X-044/S-10	10	4.0	33	15	30	122	36	23	1.0
X-044/S-13	13	6.7	40	18	38	152	40	28	1.8
X-044/S-16	16	10.0	51	22	44	185	44	36	3.4
X-044/S-20	20	16.0	61	27	64	230	54	48	7.3
X-044/S-22	22	19.0	51	31	61	245	76	52	9.3
X-044/S-26	26	26.5	65	34	77	285	77	61	13.5
X-044/S-32	32	40.0	91	41	79	358	114	65	22.0

★ Design factor 4:1 proof tested and certified.



- Quenched and Tempered Alloy Steel.
- At least 25% greater WLL than traditional G80 products.
- Manufactured in accordance with EN 1677- 2 and ASME B30.26, ASME B30.10, PAS1061.
- Certified by DGUV GS-OA-15-05
- Proof Load tested at 2.5 times the WLL with certification for each batch manufactured.
- Design Factor 4:1.
- Fatigue rated to 20,000 cycles at 1.5 times the WLL.
- Tempering temperature minimum 400°C
- Magnaflux crack detection is performed 100% on each batch.



X-P026
For load pin replacement



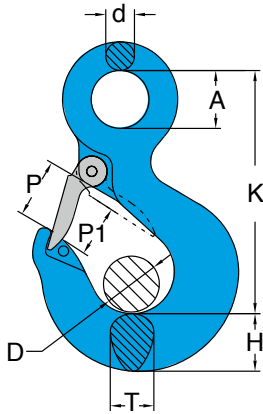
8-P044
For latch replacement

G-100 Clevis Sling Hook

with Latch

Item No.	For Grade 100 Chain	WLL tonnes*	Dimensions (mm)					N.W. kg
	mm		A	H	K	P1	T	
X-043/S-06	6	1.4	7	18	79	23	15	0.3
X-043/S-07	7,8	2.5	9	22	98	27	18	0.6
X-043/S-10	10	4.0	12	30	122	34	24	1.1
X-043/S-13	13	6.7	15	37	147	44	30	2.3
X-043/S-16	16	10.0	17	41	166	48	39	3.8
X-043/S-20	20	16.0	24	64	207	57	48	8.7
X-043/S-22	22	19.0	25	61	217	73	52	9.5

★ Design factor 4:1 proof tested and certified.



- Quenched and Tempered Alloy Steel.
- At least 25% greater WLL than traditional G80 products.
- Manufactured in accordance with EN 1677- 2 and ASME B30.26.
- Proof Load tested at 2.5 times the WLL with certification for each batch manufactured.
- Design Factor 4:1.
- Fatigue rated to 20,000 cycles at 1.5 times the WLL.
- Tempering temperature minimum 400°C
- Magnaflux crack detection is performed 100% on each batch.



For latch replacement

G-100 Alloy Eye Hoist Hook

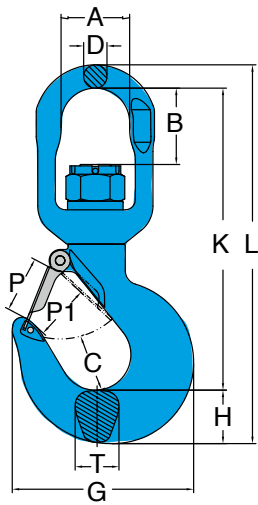
with Latch

Item No.	Hook Feature Code	For Grade 100 Chain mm	WLL tonnes*	Dimensions (mm)								N.W. kg
				A	D	d	H	K	P	P1	T	
8-173-015	BB	6	1.4	23	19	11	22	95	23	19	17	0.4
8-173-02	CC	7,8	2.5	29	20	13	27	106	24	20	22	0.7
8-173-03	DD	10	4.0	32	25	15	29	122	28	25	24	0.9
8-173-05	EE	13	6.7	41	31	18	37	149	36	31	31	2.0
8-173-07	FF	16	10.0	51	38	24	48	192	42	39	37	4.0
8-173-11	GG	20	16.0	63	57	28	56	233	61	60	47	7.0
8-173-15	HH	22	19.0	73	62	32	64	260	68	62	52	9.4
8-173-22	JJ	26	26.5	91	81	40	74	318	92	81	68	18.7

★ Design factor 4:1 proof tested and certified.



When using hoist hook with grade 100 chain, YOKE hoist hook is recommended to be grinded the WLL (which is for a safety factor 5:1) off the hook.



- Quenched and Tempered Alloy Steel.
- At least 25% greater WLL than traditional G80 products.
- Manufactured in accordance with EN 1677- 2 and ASME B30.26.
- Proof Load tested at 2.5 times the WLL with certification for each batch manufactured.
- Design Factor 4:1.
- Fatigue rated to 20,000 cycles at 1.5 times the WLL.
- Tempering temperature minimum 400°C
- Magnaflux crack detection is performed 100% on each batch.

G-100 Alloy Swivel Hoist Hook

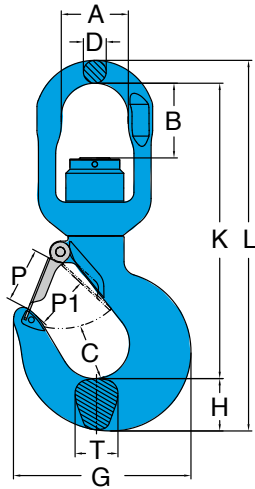
with Brass Washer

Item No.	Hook Feature Code	For Grade 100 Chain mm	WLL tonnes*	Dimensions (mm)											N.W. kg
				A	B	C	D	G	H	K	L	P	P1	T	
8-175-015	BB	6	1.4	32	25	25	12	81	23	131	165	24	19	17	0.7
8-175-02	CC	7.8	2.5	36	30	26	13	90	27	145	184	24	20	22	0.9
8-175-03	DD	10	4.0	41	38	29	16	102	29	172	217	28	25	24	1.5
8-175-05	EE	13	6.7	46	48	38	21	122	38	218	277	35	31	31	3.2
8-175-07	FF	16	10.0	61	56	49	23	160	48	261	332	43	39	35	5.7
8-175-11	GG	20	16.0	74	86	62	25	196	56	327	410	61	57	47	9.5
8-175-15	HH	22	19.0	97	98	65	33	221	64	372	471	72	62	56	16.5

★ Design factor 4:1 proof tested and certified.

⚠ When using hoist hook with grade 100 chain, YOKE hoist hook is recommended to be grinded the WLL (which is for a safety factor 5:1) off the hook.

⚠ WARNING INFORMATION: This hook is a positioning device and is not intended to rotate under load. For swivel hooks designed to rotate under load, see 8-175N.



- Quenched and Tempered Alloy Steel.
- At least 25% greater WLL than traditional G80 products.
- Manufactured in accordance with EN 1677- 2 and ASME B30.26.
- Proof Load tested at 2.5 times the WLL with certification for each batch manufactured.
- Design Factor 4:1.
- Fatigue rated to 20,000 cycles at 1.5 times the WLL.
- Tempering temperature minimum 400°C
- Magnaflux crack detection is performed 100% on each batch.
- Built with ball bearing and enables full swivel feature under load.

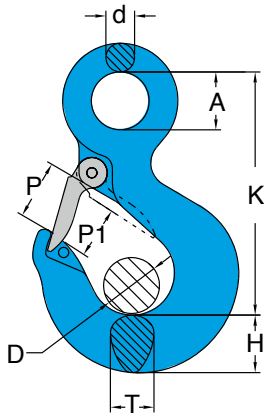
G-100 Alloy Swivel Bearing Hoist Hook

with Ball Bearing, which performs full swivel under load.

Item No.	Hook Feature Code	For Grade 100 Chain mm	WLL tonnes*	Dimensions (mm)											N.W. kg
				A	B	C	D	G	H	K	L	P	P1	T	
8-175N-015	BB	6	1.4	32	23	25	12	81	23	131	165	24	19	17	0.7
8-175N-02	CC	7,8	2.5	36	29	26	13	90	27	145	184	24	20	22	0.9
8-175N-03	DD	10	4.0	41	35	29	16	102	29	172	217	28	25	24	1.6
8-175N-05	EE	13	6.7	46	44	38	21	122	38	218	277	35	31	31	3.2
8-175N-07	FF	16	10.0	61	50	49	23	160	48	261	332	43	39	35	5.7
8-175N-11	GG	20	16.0	74	82	62	25	196	56	327	410	61	57	47	9.5
8-175N-15	HH	22	19.0	97	96	65	33	221	64	372	471	72	62	56	16.0

★ Design factor 4:1 proof tested and certified.

⚠
When using hoist hook with grade 100 chain, YOKE hoist hook is recommended to be grinded the WLL (which is for a safety factor 5:1) off the hook.



- Quenched and Tempered Alloy Steel.
- At least 25% greater WLL than traditional G80 products.
- Manufactured in accordance with EN 1677- 2 and ASME B30.26.
- Proof Load tested at 2.5 times the WLL with certification for each batch manufactured.
- Design Factor 4:1.
- Fatigue rated to 20,000 cycles at 1.5 times the WLL.
- Tempering temperature minimum 400°C
- Magnaflux crack detection is performed 100% on each batch.

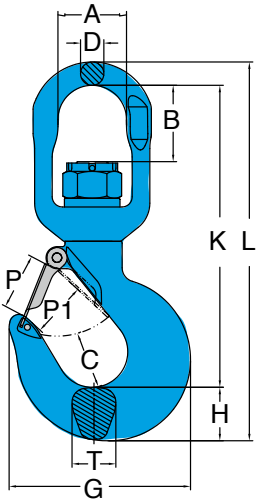


For latch replacement

X-173 G-100 Eye Hoist Hook

Item No.	Hook Feature Code	For Grade 100 Chain	WLL	Dimensions (mm)								N.W.
				mm	tonnes*	A	D	d	H	K	P	
X-173-05	AA	5.0	1.0	23	22	10	22	83	26	22	16	0.3
X-173-06	BB	6.0	1.4	23	19	11	22	95	23	19	17	0.4
X-173-07	CC	7, 8	2.5	29	20	13	27	106	24	20	22	0.7
X-173-10	DD	10.0	4.0	32	25	15	29	122	28	25	24	0.9
X-173-13	EE	13.0	6.7	41	31	18	37	149	36	31	31	2.0
X-173-16	FF	16.0	10.0	51	38	24	48	192	42	39	37	4.0
X-173-20	GG	20.0	16.0	63	57	28	56	233	61	57	47	7.0
X-173-22	HH	22.0	19.0	73	62	32	64	260	68	62	52	9.4
X-173-26	JJ	26.5	26.5	91	81	40	74	318	92	81	68	18.7
X-173-32	KK	32.0	40.0	91	83	45	92	347	89	83	76	31.3

★ Design factor 4:1 proof tested and certified.

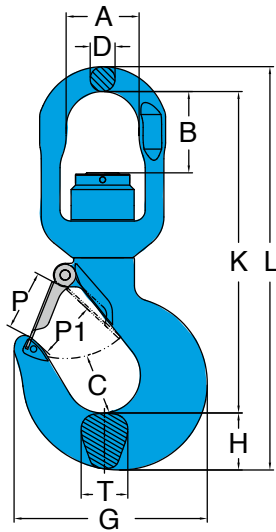


- Quenched and Tempered Alloy Steel.
- At least 25% greater WLL than traditional G80 products.
- Manufactured in accordance with EN 1677- 2 and ASME B30.26.
- Proof Load tested at 2.5 times the WLL with certification for each batch manufactured.
- Design Factor 4:1.
- Fatigue rated to 20,000 cycles at 1.5 times the WLL.
- Tempering temperature minimum 400°C
- Magnaflux crack detection is performed 100% on each batch.

X-175 G-100 Swivel Hoist Hook

Item No.	Hook Feature Code	For Grade 100 Chain mm	WLL tonnes*	Dimensions (mm)											N.W. kg
				A	B	C	D	G	H	K	L	P	P1	T	
X-175-05	AA	5	1.0	32	23	25	12	73	19	125	156	24	22	17	0.6
X-175-06	BB	6	1.4	32	25	25	12	81	23	131	165	24	19	22	0.7
X-175-07	CC	7, 8	2.5	36	30	26	13	90	27	145	184	24	20	22	1.0
X-175-10	DD	10	4.0	41	38	29	16	102	29	172	217	28	25	24	1.5
X-175-13	EE	13	6.7	46	48	38	21	122	38	218	277	35	31	31	3.2
X-175-16	FF	16	10.0	61	56	49	23	160	48	261	332	43	39	35	5.6
X-175-20	GG	18-20	16.0	74	86	62	25	196	56	327	410	61	57	47	9.6
X-175-22	HH	22	19.0	97	98	65	33	221	64	372	471	72	62	56	15.9
X-175-26	JJ	26	26.5	123	116	71	51	277	76	469	599	86	81	68	33.4
X-175-32	KK	32	40.0	123	116	87	51	353	93	503	651	89	83	76	45.6

★ Design factor 4:1 proof tested and certified.

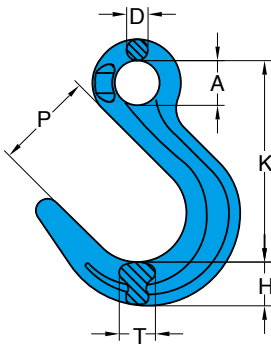


- Quenched and Tempered Alloy Steel.
- At least 25% greater WLL than traditional G80 products.
- Manufactured in accordance with EN 1677- 2 and ASME B30.26.
- Proof Load tested at 2.5 times the WLL with certification for each batch manufactured.
- Design Factor 4:1.
- Fatigue rated to 20,000 cycles at 1.5 times the WLL.
- Tempering temperature minimum 400°C
- Magnaflux crack detection is performed 100% on each batch.
- Built with ball bearing and enables full swivel feature under load.

X-175N G-100 Swivel Bearing Hoist Hook

Item No.	Hook Feature Code	For Grade 100 Chain mm	WLL tonnes*	Dimensions (mm)											N.W. kg
				A	B	C	D	G	H	K	L	P	P1	T	
X-175N-05	AA	5	1.0	32	23	25	12	73	19	125	156	24	22	17	0.6
X-175N-06	BB	6	1.4	32	23	25	12	81	23	131	165	24	19	17	0.7
X-175N-07	CC	7, 8	2.5	36	29	26	13	90	27	145	184	24	20	22	1.0
X-175N-10	DD	10	4.0	41	35	29	16	102	29	172	217	28	25	24	1.6
X-175N-13	EE	13	6.7	46	44	38	21	122	38	218	277	35	31	31	3.3
X-175N-16	FF	16	10.0	61	50	49	23	160	48	261	332	43	39	35	5.6
X-175N-20	GG	18-20	16.0	74	82	62	25	196	56	327	410	61	57	47	9.5
X-175N-22	HH	22	19.0	97	96	65	33	221	64	372	471	72	62	56	16.0
X-175N-26	JJ	26	26.5	123	116	71	51	277	76	469	599	86	81	68	33.5
X-175N-32	KK	32	40.0	123	116	87	51	353	93	503	651	89	83	76	45.0

★ Design factor 4:1 proof tested and certified.

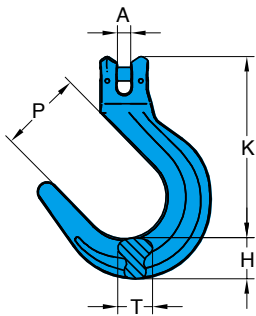


- Quenched and Tempered Alloy Steel.
- At least 25% greater WLL than traditional G80 products.
- Manufactured in accordance with DIN PAS 1061 and ASTM A952/A 952M, EN 1677- 1.
- Certified by DGUV GS-OA-15-05
- Proof Load tested at 2.5 times the WLL with certification for each batch manufactured.
- Design Factor 4:1.
- Fatigue rated to 20,000 cycles at 1.5 times the WLL.
- Tempering temperature minimum 400°C
- Designed for the assembly of chain slings where wide throat openings are necessary.
- Before using the hook, check whether hooks without safety latches are allowed to be used for the particular application.

G-100 Eye Foundry Hook

Item No.	For Grade 100 Chain	WLL tonnes*	Dimensions (mm)						N.W. kg
	mm		A	D	H	K	P	T	
X-047-07	7,8	2.5	24	12	30	123	62	19	0.8
X-047-10	10	4.0	32	15	35	149	74	29	1.6
X-047-13	13	6.7	40	19	39	180	88	32	2.6
X-047-16	16	10.0	50	25	46	215	101	41	4.5
X-047-20	20	16.0	60	26	59	248	113	58	9.3

★ Design factor 4:1 proof tested and certified.



- Quenched and Tempered Alloy Steel.
- At least 25% greater WLL than traditional G80 products.
- Manufactured in accordance with DIN PAS 1061 and ASTM A952/A 952M, EN 1677- 1.
- Certified by DGUV GS-OA-15-05
- Design Factor 4:1.
- Fatigue rated to 20,000 cycles at 1.5 times the WLL.
- Tempering temperature minimum 400°C
- Designed for the assembly of chain slings where wide throat openings are necessary.
- Before using the hook, check whether hooks without safety latches are allowed to be used for the particular application.



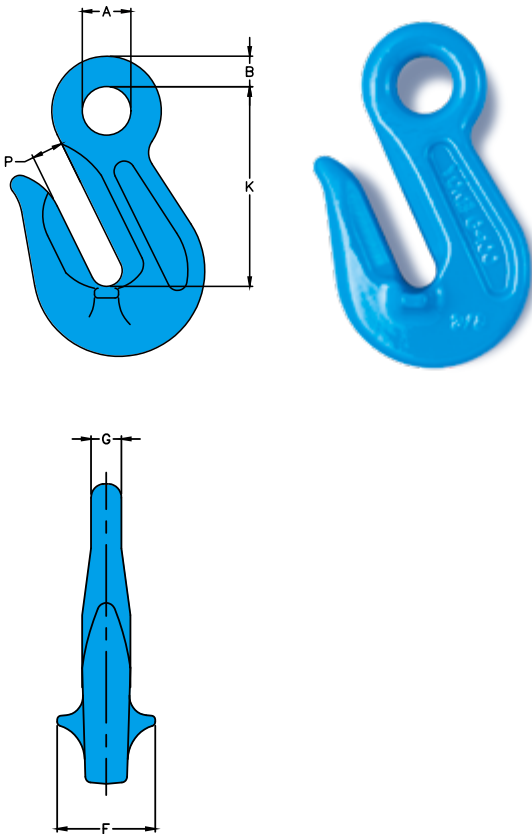
X-P026

For load pin replacement

G-100 Clevis Foundry Hook

Item No.	For Grade 100 Chain	WLL tonnes*	Dimensions (mm)					N.W. kg
	mm		A	H	K	P	T	
X-046-07	7,8	2.5	10	30	133	62	20	0.95
X-046-10	10	4.0	12	35	162	74	29	1.80
X-046-13	13	6.7	15	39	180	88	32	3.60
X-046-16	16	10.0	18	46	216	101	41	6.40
X-046-20	20	16.0	24	59	279	116	57	11.20

★ Design factor 4:1 proof tested and certified.

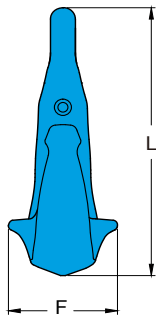
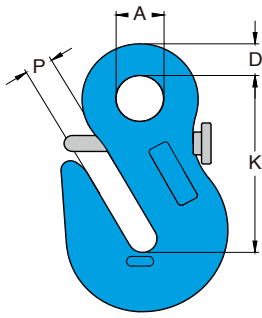


- Quenched and Tempered Alloy Steel.
- At least 25% greater WLL than traditional G80 products.
- Manufactured in accordance with DIN 5692, EN 1677-1 and ASTM A952/A 952M.
- Certified by DGUV GS-MO-15-05.
- Proof Load tested at 2.5 times the WLL with certification for each batch manufactured.
- Design Factor 4:1.
- Fatigue rated to 20,000 cycles at 1.5 times the WLL.
- Tempering temperature minimum 400°C
- Not for use with Omega Link
- Enables full WLL while in use, thanks to supporting wings which prevent chain link deformation.

G-100 Eye Grab Hook

Item No.	For Grade 100 Chain	WLL tonnes*	Dimensions (mm)					N.W. kg	
	mm		A	B	F	G	K		P
X-041-06	6	1.4	13	7	26	8	50	8	0.2
X-041-07	7,8	2.5	16	10	30	9	62	10	0.3
X-041-10	10	4.0	20	13	40	13	82	13	0.6
X-041-13	13	6.7	26	16	52	16	107	17	1.4
X-041-16	16	10.0	30	18	70	20	132	21	2.4
X-041-20	20	16.0	40	22	73	24	148	24	4.0
X-041-22	22	19.0	42	24	86	26	166	26	5.0
X-041-26	26	26.5	50	30	110	32	207	33	10.0
X-041-32	32	40.0	62	37	130	42	266	42	24.0

★ Design factor 4:1 proof tested and certified.

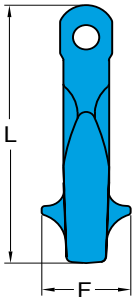
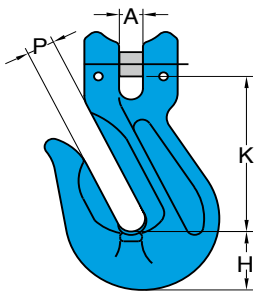


- Quenched and Tempered Alloy Steel.
- At least 25% greater WLL than traditional G80 products.
- Manufactured in accordance with DIN 5692, EN 1677-1 and ASTM A952/A 952M.
- Certified by DGUV GS-OA-15-05.
- Proof Load tested at 2.5 times the WLL with certification for each batch manufactured.
- Design Factor 4:1.
- Fatigue rated to 20,000 cycles at 1.5 times the WLL.
- Tempering temperature minimum 400°C
- Not for use with Omega Link
- Enables full WLL while in use, thanks to supporting wings which prevent chain link deformation.

G-100 Eye Grab Hook

Item No.	For Grade 100 Chain	WLL tonnes*	Dimensions (mm)					N.W. kg	
	mm		A	D	F	K	L		P
X-0411-07	7, 8	2.5	16	11	35	65	98	10	0.4
X-0411-10	10	4.0	20	14	46	78	118	12	0.7
X-0411-13	13	6.7	26	18	47	113	169	18	1.7

★ Design factor 4:1 proof tested and certified.



- Quenched and Tempered Alloy Steel.
- At least 25% greater WLL than traditional G80 products.
- Manufactured in accordance with DIN PAS 1061, EN 1677-1 and ASTM A952/A 952M.
- Certified by DGUV GS-OA-15-05.
- Proof Load tested at 2.5 times the WLL with certification for each batch manufactured.
- Design Factor 4:1.
- Fatigue rated to 20,000 cycles at 1.5 times the WLL.
- Tempering temperature minimum 400°C
- Not for use with Omega Link
- Enables full WLL while in use, thanks to supporting wings which prevent chain link deformation.



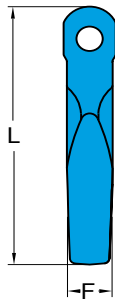
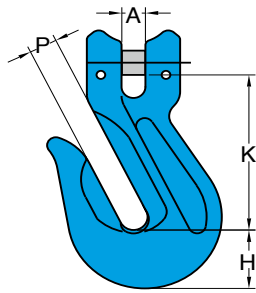
X-P026

For load pin replacement

G-100 Clevis Grab Hook

Item No.	For Grade 100 Chain		Dimensions (mm)						N.W. kg
	mm	tonnes*	A	F	H	K	L	P	
X-042-06	6	1.4	7	25	18	47	79	8	0.2
X-042-07	7,8	2.5	10	30	22	54	93	10	0.4
X-042-10	10	4.0	11	41	29	78	128	13	0.8
X-042-13	13	6.7	15	52	38	99	165	17	1.6
X-042-16	16	10.0	18	57	45	114	195	21	2.7
X-042-20	20	16.0	22	73	52	130	222	24	4.8
X-042-22	22	19.0	24	70	56	139	247	26	6.4

★ Design factor 4:1 proof tested and certified.

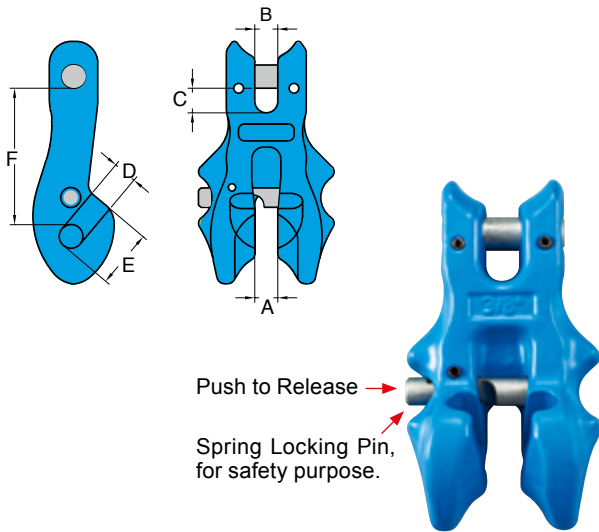


- Quenched and Tempered Alloy Steel.
- At least 25% greater WLL than traditional G80 products.
- Manufactured in accordance with DIN PAS 1061, EN 1677-1 and ASTM A952/A 952M.
- Certified by DGUV GS-OA-15-05.
- Proof Load tested at 2.5 times the WLL with certification for each batch manufactured.
- Design Factor 4:1.
- Fatigue rated to 20,000 cycles at 1.5 times the WLL.
- Tempering temperature minimum 400°C
- Not for use with Omega Link
- Enables full WLL while in use, thanks to supporting wings which prevent chain link deformation.

G-100 Clevis Grab Hook - Without Cradle

Item No.	For Grade 100 Chain	WLL tonnes*	Dimensions (mm)						N.W. kg
	mm		A	F	H	K	L	P	
X-0421-07	7,8	2.5	10	16	22	54	93	10	0.4
X-0421-10	10	4.0	12	21	29	77	128	13	0.8
X-0421-13	13	6.7	15	26	38	99	165	17	1.6
X-0421-16	16	10.0	18	33	45	114	195	21	2.7

★ Design factor 4:1 proof tested and certified.

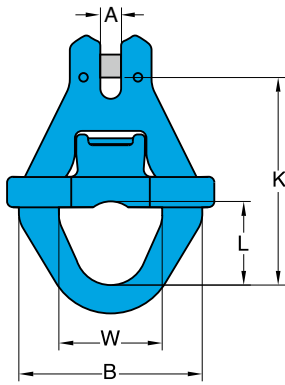


- Quenched and Tempered Alloy Steel.
- At least 25% greater WLL than traditional G80 products.
- Manufactured in accordance with EN 1677- 1 and ASME B30.26.
- Proof Load tested at 2.5 times the WLL with certification for each batch manufactured.
- Design Factor 4:1.
- Fatigue rated to 20,000 cycles at 1.5 times the WLL.
- Tempering temperature minimum 400°C
- The use of Clevis Clutch still allows 100% of the chain sling capacity.
- With the locking system and spring locking pin design to enhance security and prevent the chains from disengaging.

G-100 Clevis Clutch - Locking Type

Item No.	For Grade 100 Chain	WLL tonnes	Dimensions (mm)						N.W. kg
	mm		A	B	C	D	E	F	
X-061-07	7, 8	2.5	10	10	10	10	24	58	0.5
X-061-10	10	4.0	12	12	12	12	34	71	1.0
X-061-13	13	6.7	15	15	16	15	40	92	2.2
X-061-16	16	10.0	21	18	18	19	48	103	3.9

★ Design factor 4:1 proof tested and certified.

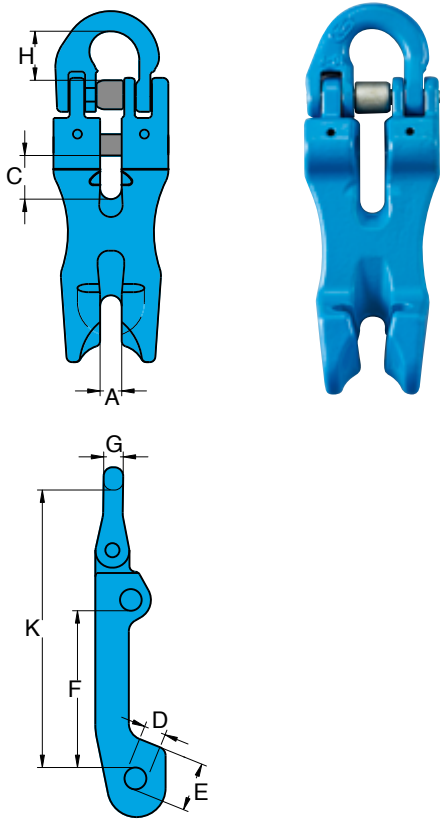


- Quenched and Tempered Alloy Steel.
- At least 25% greater WLL than traditional G80 products.
- Manufactured in accordance with EN 1677- 1 and ASME B30.26.
- Proof Load tested at 2.5 times the WLL with certification for each batch manufactured.
- Design Factor 4:1.
- Fatigue rated to 20,000 cycles at 1.5 times the WLL.
- Tempering temperature minimum 400°C
- The use of Clevis Clutch still allows 100% of the chain sling capacity.
- With the locking system and spring locking pin design to enhance security and prevent the chains from disengaging.

G-100 Clevis Container Hook

Item No.	For Grade 100 Chain	WLL tonnes	Dimensions (mm)					N.W. kg
	mm		A	B	K	L	W	
X-069-10	10	4.0	12	125	138	57	65	1.6
X-069-13	13	6.7	15	125	146	57	65	1.8

★ Design factor 4:1 proof tested and certified.



- Quenched and Tempered Alloy Steel.
- At least 25% greater WLL than traditional G80 products.
- Manufactured in accordance with EN 1677- 1 and ASME B30.26.
- Proof Load tested at 2.5 times the WLL with certification for each batch manufactured.
- Design Factor 4:1.
- Fatigue rated to 20,000 cycles at 1.5 times the WLL.
- Tempering temperature minimum 400°C
- Dual locking pins that provide safer locking mechanism.
- Simple assembling and disassembling without special tool required.

G-100 Shortening Clutch

Item No.	For Grade 100 Chain	WLL tonnes	Dimensions (mm)								N.W. kg
	mm		A	C	D	E	F	H	G	K	
X-078-07	7, 8	2.5	10	20	10	22	70	23	9	128	0.7
X-078-10	10	4.0	12	26	12	30	89	27	11	156	1.3
X-078-13	13	6.7	15	33	15	41	120	37	15	209	2.8
X-078-16	16	10.0	21	39	19	45	143	39	19	248	5.3

★ Design factor 4:1 proof tested and certified.

YOKE

YOKE[®]

Safety is our first priority[™]

www.yoke.net



Quality Management System:

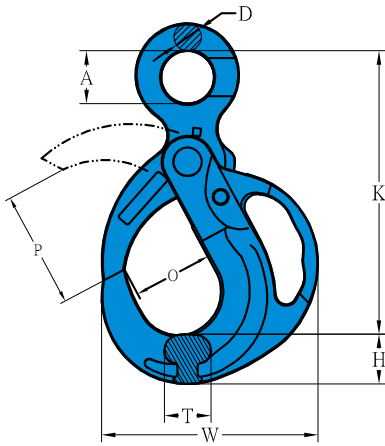


Q1 0467

QMS 0726




TAIWAN
EXCELLENCE 2021



- Quenched and Tempered Alloy Steel.
- Manufactured in accordance with EN 1677- 3.
- Manufactured in accordance with ASTM A952/A952M, DIN PAS 1061.
- Proof Load tested at 2.5 times the WLL with certification for each batch manufactured.
- Design Factor 4:1.
- Fatigue rated to 20,000 cycles at 1.5 times the WLL.
- Tempering temperature minimum 400°C
- Magnaflux crack detection is performed 100% on each batch.

» American Patent



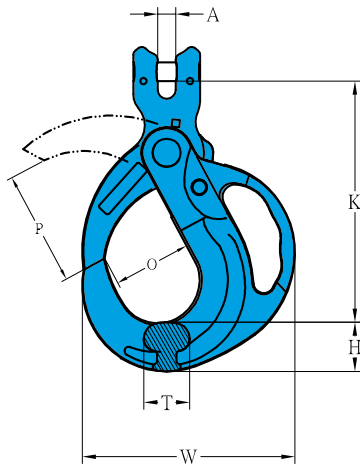
X-P950

For push lock replacement

G-100 Eye Grip Safe Locking Hook


Item No.	For Grade 100 Chain	WLL tonnes*	Dimensions (mm)								N.W. kg
	mm		A	D	H	K	O	P	T	W	
X-950-10	10	4.0	33	13	31	176	49	71	27	137	1.9
X-950-13	13	6.7	40	16	39	226	64	80	34	174	4.0
X-950-16	16	10.0	50	21	47	277	78	114	39	212	6.3
X-950-20	20	16.0	62	23	55	329	92	127	54	251	12.3
X-950-22	22	19.0	70	24	59	350	98	151	56	258	14.0

★ Design factor 4:1 proof tested and certified



- Quenched and Tempered Alloy Steel.
- Manufactured in accordance with EN 1677- 3.
- Manufactured in accordance with ASTM A952/A952M, DIN PAS 1061.
- Proof Load tested at 2.5 times the WLL with certification for each batch manufactured.
- Fatigue rated to 20,000 cycles at 1.5 times the WLL.
- Tempering temperature minimum 400°C
- Magnaflux crack detection is performed 100% on each batch.

» American Patent



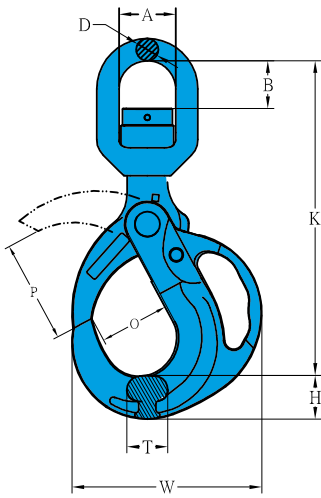
X-P950

For push lock replacement

G-100 Clevis Grip Safe Locking Hook


Item No.	For Grade 100 Chain	WLL tonnes*	Dimensions (mm)							N.W. kg
	mm		A	H	K	O	P	T	W	
X-951-10	10	4.0	12.1	31	153	49	71	27	137	1.9
X-951-13	13	6.7	15.5	39	203	64	80	34	174	4.1
X-951-16	16	10.0	19.1	47	244	78	114	39	212	7.1
X-951-20	20	16.0	24	55	312	92	127	54	251	12.7
X-951-22	22	19.0	24.2	59	304	98	151	56	258	14.1

★ Design factor 4:1 proof tested and certified



- Quenched and Tempered Alloy Steel.
- Manufactured in accordance with EN 1677- 3.
- Manufactured in accordance with ASTM A952/A952M, DIN PAS 1061.
- Proof Load tested at 2.5 times the WLL with certification for each batch manufactured.
- Design Factor 4:1.
- Fatigue rated to 20,000 cycles at 1.5 times the WLL.
- Tempering temperature minimum 400°C
- Magnaflux crack detection is performed 100% on each batch.
- Built with ball bearing and enables full swivel feature under load.

» American Patent



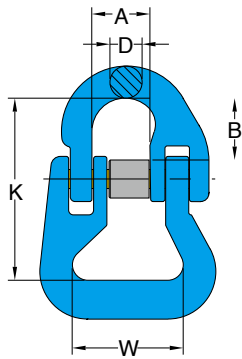
X-P950

For push lock replacement

G-100 Swivel Grip Safe Locking Hook

Item No.	For Grade 100 Chain	WLL tonnes*	Dimensions (mm)									N.W. kg
	mm		A	B	D	H	K	O	P	T	W	
X-952N-10	10	4.0	41	35	16	31	226	49	71	27	137	2.4
X-952N-13	13	6.7	46	44	21	39	283	64	80	34	174	5.2
X-952N-16	16	10.0	61	50	23	47	347	78	114	39	212	8.4
X-952N-20	20	16.0	74	82	25	55	433	92	127	54	251	14.5
X-952N-22	22	19.0	97	96	33	59	476	98	151	56	258	20.4

★ Design factor 4:1 proof tested and certified

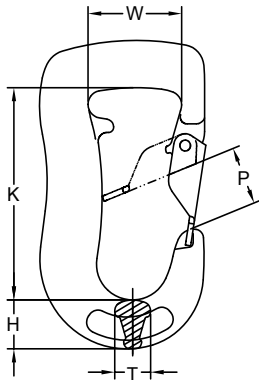


- Quenched and Tempered Alloy Steel.
- At least 25% greater WLL than traditional G80 products.
- Manufactured in accordance with EN 1677- 1, PAS1061 and ASME B30.26.
- Certified by DGUV GS-OA-15-05.
- Proof Load tested at 2.5 times the WLL with certification for each batch manufactured.
- Design Factor 4:1.
- Fatigue rated to 20,000 cycles at 1.5 times the WLL.
- Tempering temperature minimum 400°C
- Magnaflux crack detection is performed 100% on each batch.

G-100 Web Sling Connector

Item No.	WLL	Dimensions (mm)					N.W.
	tonnes*	A	B	D	K	W	kg
X-016-06	1.4	15	17	7	56	39	0.2
X-016-07	2.5	18	23	9	63	39	0.3
X-016-10	4.0	25	27	11	77	46	0.6
X-016-13	6.7	30	37	16	97	53	1.1
X-016-16	10.0	36	39	19	114	66	2.0
X-016-20	16.0	42	46	23	132	79	3.2
X-016-22	19.0	49	59	24	188	124	7.7

★ Design factor 4:1 proof tested and certified.



- Quenched and Tempered Alloy Steel.
- At least 25% greater WLL than traditional G80 products.
- Manufactured in accordance with EN 1677- 1, PAS1061 and ASME B30.26.
- Certified by DGUV GS-OA-15-05.
- Proof Load tested at 2.5 times the WLL with certification for each batch manufactured.
- Design Factor 4:1.
- Fatigue rated to 20,000 cycles at 1.5 times the WLL.
- Tempering temperature minimum 400°C
- Magnaflux crack detection is performed 100% on each batch.



1 ton

2 ton

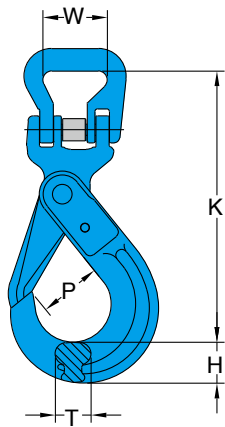
3 ton

5 ton

G-100 Web Sling Hook

Item No.	Color	WLL tonnes*	Dimensions (mm)					N.W. kg
			H	K	P	T	W	
X-032-01	Violet	1	20	90	25	15	44	0.7
X-032-02	Green	2	27	117	30	20	53	1.5
X-032-03	Yellow	3	32	120	32	26	64	2.4
X-032-05	Red	5	43	146	45	38	60	3.5

★ Design factor 4:1 proof tested and certified.



- Quenched and Tempered Alloy Steel.
- At least 25% greater WLL than traditional G80 products.
- Manufactured in accordance with EN 1677- 3, PAS1061, ASTM A906/A906M, ASTM A952/A952M, ASME B30.9, ASME B30.10, ASME B30.26 and OSHA 1910.184.
- Certified by DGUV GS-OA-15-05.
- Proof Load tested at 2.5 times the WLL with certification for each batch manufactured.
- Design Factor 4:1.
- Fatigue rated to 20,000 cycles at 1.5 times the WLL.
- Tempering temperature minimum 400°C
- Magnaflux crack detection is performed 100% on each batch.

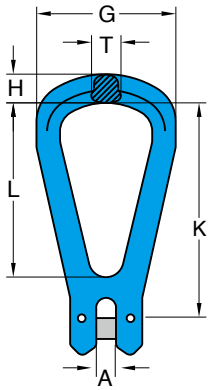


8-P025T
for trigger

G-100 Round Sling Self Locking Hook

Item No.	WLL tonnes*	Dimensions (mm)					N.W. kg
		H	K	P	T	W	
X-028-06	1.4	19	138	28	15	39	0.6
X-028-07	2.5	24	169	34	20	39	1.1
X-028-10	4.0	30	196	44	26	46	1.8
X-028-13	6.7	39	254	51	30	53	3.9
X-028-16	10.0	49	306	60	36	66	6.9
X-028-20	16.0	65	332	70	53	79	12.0
X-028-22	19.0	63	416	80	49	124	18.6

★ Design factor 4:1 proof tested and certified.

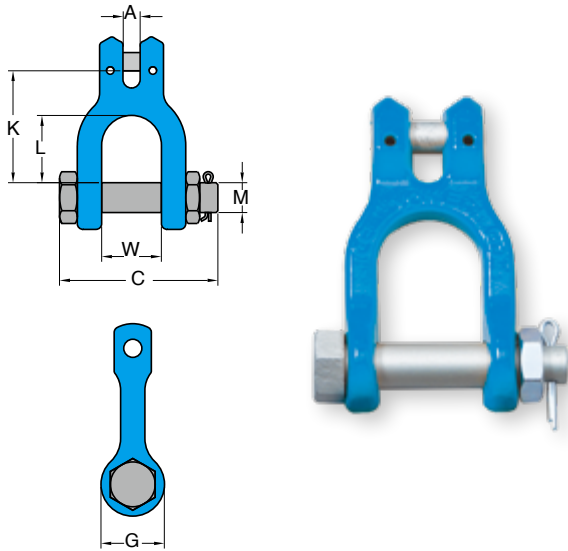


- Quenched and Tempered Alloy Steel.
- At least 25% greater WLL than traditional G80 products.
- Manufactured in accordance with EN 1677- 1 and ASME B30.26.
- Proof Load tested at 2.5 times the WLL with certification for each batch manufactured.
- Design Factor 4:1.
- Fatigue rated to 20,000 cycles at 1.5 times the WLL.
- Tempering temperature minimum 400°C
- Magnaflux crack detection is performed 100% on each batch.

G-100 Clevis Master Link

Item No.	For Grade 100 Chain	WLL tonnes*	Dimensions (mm)						N.W. kg
	mm		A	G	H	K	L	T	
X-059-07	7,8	2.5	10	65	15	103	83	19	0.4
X-059-10	10	4.0	11	96	19	133	108	19	0.8
X-059-13	13	6.7	15	108	22	168	136	25	1.5
X-059-16	16	10.0	18	124	26	203	165	27	2.4

★ Design factor 4:1 proof tested and certified



- Quenched and Tempered Alloy Steel.
- At least 25% greater WLL than traditional G80 products.
- Manufactured in accordance with EN 1677- 1 and ASME B30.26.
- Proof Load tested at 2.5 times the WLL with certification for each batch manufactured.
- Design Factor 4:1.
- Fatigue rated to 20,000 cycles at 1.5 times the WLL.
- Tempering temperature minimum 400°C
- Magnaflux crack detection is performed 100% on each batch.

G-100 Clevis Shackle

Item No.	For Grade 100 Chain	WLL tonnes*	Dimensions (mm)							N.W. kg
	mm		A	C	G	K	L	M	W	
X-066-07	7,8	2.5	10	81	34	60	36	16	32	0.4
X-066-10	10	4.0	12	94	40	78	48	20	34	0.8
X-066-13	13	6.7	15	121	44	98	64	22	50	1.4
X-066-16	16	10.0	18	140	55	112	67	28	60	2.5

★ Design factor 4:1 proof tested and certified

Accessories

G-100 Coupling Pin & Sleeve Set.

for X-015



Item No.	Size		Working Load Limit tonnes*
	inch	mm	
X-P015-06	7/32	6	1.4
X-P015-07	1/4 - 5/16	7	2.5
X-P015-10	3/8	10	4.0
X-P015-13	1/2	13	6.7
X-P015-16	5/8	16	10.0
X-P015-20	3/4	18,20	16.0
X-P015-22	7/8	22	19.0
X-P015-26	1	26	26.5
X-P015-32	1 1/4	32	40.0

Latch Kits.

for 8-044, 8-043, X-044,
X-043



Item No.	Size		Working Load Limit tonnes*
	inch	mm	
8-P044-06	7/32	6	1.4
8-P044-07	1/4 - 5/16	7	2.5
8-P044-10	3/8	10	4.0
8-P044-13	1/2	13	6.7
8-P044-16	5/8	16.0	10.0
8-P044-20	3/4	18,20	16.0
8-P044-22	7/8	22	19.0
8-P044-26	1	26	26.5
8-P044-32	1 1/4	32	40.0

G-100 Coupling Pin & C-Sleeve Set.

for X-M015



Item No.	Size		Working Load Limit tonnes*
	inch	mm	
X-PM015-06	7/32	6	1.4
X-PM015-07	1/4 - 5/16	7	2.5
X-PM015-10	3/8	10	4.0
X-PM015-13	1/2	13	6.7
X-PM015-16	5/8	16	10.0
X-PM015-20	3/4	18, 20	16.0
X-PM015-22	7/8	22	19.0
X-PM015-26	1	26	26.5
X-PM015-32	1-1/4	32	40.0

Trigger Kits For Grip Self Locking Hooks

For X-950, X-951, X-952N



Item No.	Size		Working Load Limit tonnes*
	inch	mm	
X-P950-10	3/8	10	4.0
X-P950-13	1/2	13	6.7
X-P950-16	5/8	16	10.0
X-P950-20	3/4	20,22	16.0

G-100 Load Pin Kits

for X-026 , X-042 , X-043 , X-046



Item No.	Size		Working Load Limit tonnes*
	inch	mm	
X-P026-06	7/32	6	1.4
X-P026-07	1/4 - 5/16	7	1.5
X-P026-10	3/8	10	4.0
X-P026-13	1/2	13	6.7
X-P026-16	5/8	16	10.0
X-P026-20	3/4	18,20	16.0
X-P026-22	7/8	22	19.0

Trigger Kits for G80 and G100 Self Locking Hooks



Item No.	Size	
	inch	mm
8-P025-06	7/32	6
8-P025-07	1/4-5/16	7
8-P025-10	3/8	10
8-P025-13	1/2	13
8-P025-16	5/8	16
8-P025-20	3/4	18,20
8-P025-22	7/8	22
8-P025-26	1	26
8-P025-28	1-1/8	28

**For G100 size 20mm: X-P025-20

Index by Part No.

Product No.	Repair Kits No.
X-025-06	8-P025-06
X-025-07	8-P025-07
X-025-10	8-P025-10
X-025-13	8-P025-13
X-025-16	8-P025-16
X-025-20	X-P025-20
X-025-22	8-P025-22
X-025-26	8-P025T-26
X-025-28	8-P025-28
8-025-06	8-P025-06
8-025-07	8-P025-07
8-025-10	8-P025-10
8-025-13	8-P025-13
8-025-16	8-P025-16
8-025-20	8-P025T-20
8-025-22	8-P025-22
8-025-26	8-P025T-26
8-025-28	8-P025T-28

New Trigger Kits for Self Locking Hooks size 20mm, 26mm, and 28mm after design change



G80 size 20mm		
Item No.	Size	
	inch	mm
8-P025T-20	3/4	18,20
G80 and G100 size 26mm		
Item No.	Size	
	inch	mm
8-P025T-26	1	26
G80 size 28mm		
Item No.	Size	
	inch	mm
8-P025T-28	1-1/8	28



DISCOVERY VIDEO





INDEX

By Item. Number			By Product Name		
Item No.		Page	Product No.		Page
X-001	X-001 Welded Master Link	11	Alloy Eye Hoist Hook		38
X-007	X-007 Welded Master Link Assembly	12	Alloy Swivel Hoist Hook		39
X-002	X-002 Welded Master Link	13	Alloy Swivel Bearing Hoist Hook		40
X-002W	X-002W Welded Master Link	14	Clevis Self Locking Hook		32
X-006	X-006 Welded Master Link Assembly	15	Clevis Sling Hook		37
X-006W	X-006W Welded Master Link Assembly	16	Clevis Foundry Hook		45
X-006L	X-006L Welded Master Link Assembly	17	Clevis Grab Hook		48
X-0080	X-0080 Welded Master Link	18	Clevis Clutch - Locking Type		50
X-0081	X-0081 Welded Master Link Assembly	19	Clevis Grip Safe Locking Hook		55
X-0082	X-0082 Welded Master Link Assembly	20	Clevis Master Link		60
X-003	G-100 Forged Oblong Master Link	21	Clevis Shackle		61
X-004	X-004 Welded Master Link	22	Eye Self Locking Hook		31
X-009	Grade 100 Lifting Chain	23	Eye Sling Hook		36
X-079	G-100 Eye Grab Hook	24	Eye Foundry Hook		44
X-A04	G100 1 Single Leg Assembly	25	Eye Grab Hook		46
X-A05	G100 2 Leg Assembly	26	Eye Grip Safe Locking Hook		54
X-A06	G100 4 Leg Assembly	27	Eye Hoist Hook		38
X-015	G-100 Connecting Link	28	G-100 Forged Oblong Master Link		41
X-M015	G-100 Connecting Link	30	G-100 Eye Grab Hook		24
X-025	Eye Self Locking Hook	31	G100 1 Single Leg Assembly		25
X-026	Clevis Self Locking Hook	32	G100 2 Leg Assembly		26
X-027	Swivel Self Locking Hook	33	G100 4 Leg Assembly		27
X-027N	Swivel Self Locking Hook	34	G-100 Connecting Link		28
X-019	Super Lock Hook	35	G-100 Connecting Link		29
X-044	Eye Sling Hook	36	Grade 100 Lifting Chain		23
X-043	Clevis Sling Hook	37	Round Sling Self Locking Hook		59
8-173	Alloy Eye Hoist Hook	38	Swivel Self Locking Hook		33
8-175	Alloy Swivel Hoist Hook	39	Swivel Self Locking Hook		34
8-175N	Alloy Swivel Bearing Hoist Hook	40	Super Lock Hook		35
X-173	Eye Hoist Hook	41	Shortening Clutch		52
X-175	Swivel Hoist Hook	42	Swivel Grip Safe Locking Hook		56
X-175N	Swivel Bearing Hoist Hook	43	Web Sling Connector		57
X-047	Eye Foundry Hook	44	Web Sling Hook		58
X-046	Clevis Foundry Hook	45	X-001 Welded Master Link		11
X-041	Eye Grab Hook	46	X-007 Welded Master Link Assembly		12
X-0411	Eye Grab Hook	47	X-002 Welded Master Link		13
X-042	Clevis Grab Hook	48	X-002W Welded Master Link		14
X-0421	Clevis Grab Hook - Without Cradle	49	X-006 Welded Master Link Assembly		15
X-061	Clevis Clutch - Locking Type	50	X-006W Welded Master Link Assembly		16
X-069	Clevis Clevis Container Hook	51	X-006L Welded Master Link Assembly		17
X-078	Shortening Clutch	52	X-0080 Welded Master Link		18
X-950	Eye Grip Safe Locking Hook	54	X-0081 Welded Master Link Assembly		19
X-951	Clevis Grip Safe Locking Hook	55	X-0082 Welded Master Link Assembly		20
X-952N	Swivel Grip Safe Locking Hook	56	X-004 Welded Master Link		22
X-016	Web Sling Connector	57	X-0411 Eye Grab Hook		47
X-032	Web Sling Hook	58	X-0421 Clevis Grab Hook - Without Cradle		49
X-028	Round Sling Self Locking Hook	59	X-173 Eye Hoist Hook		41
X-059	Clevis Master Link	60	X-175 Swivel Hoist Hook		42
X-066	Clevis Shackle	61	X-175N Swivel Bearing Hoist Hook		43



Safety is our first priority™

An ISO 9001 Registered Company

YOKE INDUSTRIAL CORP.

#39, 33rd Road,

Taichung Industrial Park,

Taichung 407,

TAIWAN

Tel : +886-4-2350-8088

Fax : +886-4-2350-1001

E-mail : info@mail.yoke.net

www.yoke.net

